

Trial-Lawyer Leaders in Court Change Institutions Forcing the Use of Tests and Equations So That Challenged Ones Become Successfully Healthy Thus Safeguarding Schools and Workplaces from the High-Risk Homicidal, Mass-Murdering and Sex-Offending

Robert John Zagar¹ & Steve Varela², Kenneth G. Busch³, Joseph Kovach⁴, Steve Tippins⁵, Heidi Rothenberg⁶, Aaron Richards⁷, Ishup Singh⁸, Emma Cenzon⁹, Brad Randmark¹⁰

¹ Juvenile Division, Cook County Circuit Court Chicago IL, U.S.A

² Business Program Director, Calumet College St. Joseph, Whiting IN, U.S.A

³ Private Psychiatric Practice, Chicago IL U.S.A

⁴ Psychology Department, Calumet College St. Joseph, U.S.A

⁵ PhD, College Management & Technology, Walden University, Minneapolis USA

⁶ Private Emergency Medicine Practice, Evanston, IL. USA

⁷ Psychology Department, Calumet College St. Joseph, IN U.S.A

⁸ Business Department, British College, Nepal, Asia

⁹ Psychology Department, Calumet College of Saint Joseph, Whiting, IN., U.S.A

¹⁰ Brad Randmark, Cicero School District, Unity Junior High School, IL, USA

Correspondence: Robert John Zagar, Juvenile Division, Cook County Circuit Court Chicago IL, U.S.A.

E-mail: doctorzagar@gamil.com

Received: February 9, 2024 Accepted: March 10, 2024 Online Published: March 27, 2024

doi:10.5539/res.v16n1p42

URL: <https://doi.org/10.5539/res.v16n1p42>

Abstract

Annual U.S. violence expense = \$3.46 trillion (12.5% GDP). Insurance mass-murder/sex-offending payouts range from \$3M-\$1.1B. The U.S. Catholic Church has 24/194 (13%) pedophilia-bankrupt dioceses. Using 4-machine learning tests-equations, 7-high-risk predictors are—(1) addiction-alcoholism, (2) antisocial-behavior, (3) deception, (4) depression, (5) paranoia, (6) schizophrenic-thinking, (7) violence-potential—found in 212 studies (320,051 persons); in anticipating violent behavior, 4 tests-equations have 97% impressive predictive accuracy, ASP (Ask Standard Predictor, 2010), BASC (Behavior Assessment System Children, 1992), CAPI (Child Abuse Potential Inventory, 1986), MMPI-2/A (1992). Using tests-equations, over 16-years, insurance-leaders targeted 255,806 high-risk youth with cost-effective, ($ROI=\$6.42$ for every dollar spent) jobs, anger-training, mentors, showing substantially 1,070 less homicides ("Chicago Summer-1 program"). This proves tests-equations with interventions work. Trial lawyer leaders using tests-equations with interventions motivate institutional change by increasing homicide, mass-murder, sex-offending settlements-awards to \$10-\$100B leading insurance professionals to modify liability contracts mandating continuing professional education in test-equation use, thus lowering premiums, bankruptcies.

Keywords: machine-learning, tests-equations, payouts, challenged, homicidal, mass-murderer, sex-offending, development, trial-lawyers, insurance-brokers, ASP, BASC, CAPI, MMPI

1. Introduction

Many do not know that the toll of violence is a staggering figure, namely \$1 out of every \$8 spent by taxpayers or businesses. This burden results in higher food prices linked to violence and lower home values in crime ridden areas. The expense has more effects including lowering worker efficiency, business profits, new job openings, and persuading new potential companies to look elsewhere for opportunity because of the negative influence of violence.

Countless persons have personal connections among their family, relative, peers, or coworkers to homicide, mass-murder or sex-offense victims. The fallout from these violent events goes above these personal connections, affecting everyone through higher insurance premiums and greater taxes. However, to address this great economic and personal expense, a

new, remarkable solution has emerged, tests and equations.

Table 1a. Seven Characteristics of 320,051 High-Risk Persons in 212 Studies Over 90 Years

s	Tests-Equations	# of Studies	# of Persons	Calendar Years		Characteristics
Homicidal-Violent-Prone	MMPI, MMPI-2, MMPI-A	44	21,130	1949-2014	65	Antisocial behavior, deception, depression, paranoia, schizophrenic thinking
Overdosing-Substance-Abusing	MMPI, MMPI-2, MMPI-A	21	66,839	1984-2017	43	Addiction-alcoholism, antisocial behavior, deception, depression, paranoia, schizophrenic thinking
Sex-Offending	MMPI, MMPI-2, MMPI-A	45	9,832	1971-2018	47	Antisocial behavior, deception, depression, paranoia, schizophrenic thinking
Suicide-Completers	MMPI, MMPI-2, MMPI-A	31	30,634	1958-2014	64	Antisocial behavior, deception, depression, paranoia, schizophrenic thinking
Delinquents (Teens)	Ask Standard Predictor (ASP)	13	31,486	1932-2013	81	Violence potential
Criminals (Adults)	Ask Standard Predictor (ASP)	57	160,130	1923-2013	90	Violence potential
Total		212	320,051		90	Addiction-alcoholism, antisocial behavior, deception, depression, paranoia, schizophrenic thinking, violence potential

For 90-years, we have known the seven characteristics of high-risk individuals listed in 212 studies of 320,051 persons using tests-equations as measured with the Ask Standard Predictor (ASP) and Minnesota Multiphasic Personality Test (MMPI). See Table 1a.

Homicidal-Overdosing-Sex-Offending-Suicidal: There are 141 studies on the MMPI, MMPI-2/A of 128,435 homicidal, serial or mass-murdering, violent prone, overdosing-substance-abusing, sex-offending, and suicide-completers, in five countries, and two continents, over nearly a century (1923 to 2017) [Zagar, et al., 2019]. There was a consistent pattern of addiction-alcoholism, antisocial behavior, deception, depression, paranoia, schizophrenic thinking and violence potential.

Homicidal, Serial or Mass-Murdering: Among 21,130 homicidal, serial killing, and violent offenders, in 44 studies, over 65 years, there was antisocial behavior, deception, depression, paranoia, and schizophrenic thinking. Convenience and random samples range from 19 to 2,272 female, male, controls, prisoners, soldiers, students, workers, assaulters, death-row inmates, murderers, robbers, serial killers, sex-offenders, and thieves (Fry, 1949; Clark, 1952; Smith, 1955; Rosen & Mink, 1961; Lawton and Kleban, 1965; Jacobson and Wirt, 1968; Davis & Sines, 1971; Persons and Marks, 1971; Sutker and Moan, 1973; Pantou, 1976; Megargee, 1977; Rader, 1977; Sutker, Allain, and Geyer, 1978; Megargee and Bohn, 1979; Quinsey, Arnold and Pruesse, 1980; Jones, Beidleman, and Fowler, 1981; Holcomb and Anderson, 1983; Holcomb, Adams, Ponder, and Anderson, 1984; Holcomb and Adams, 1985; Holcomb, Adams, and Ponder, 1985; Guy, Platt, Zwerling, and Bullock, 1985; Ingram, Marchioni, Hill, Caraveo-Ramos, and McNeil, 1985; Cornell, Miller, and Benedick, 1988; Pavelka, 1986; Kalichman, 1988a; Kalichman, 1988b; Wasiliw, Grossman, Haywood, and Cavanaugh, 1988; Carmin, Wallbrown, Ownby, and Barnett, 1989; Biro, Vuckovic, and Djuric, 1992; Shea and McKee, 1996; Graham, 2000; McKee, Shea, Mogy, and Holder, 2001; Megargee, Carbonell, Bohn, and Sliger, 2001; Pennuto, 2004; Megargee 2006; Megargee, 2008; Craig, 2008; Romo, 2009; Spaans Barendregt Muller de Beurs Nijman and Rinne, 2009; Pennuto, 2010; Grover, 2011; Zagar and Grove, 2010; Zagar, Kovach, Basile, Grove, Hughes, et al., 2013; Culhane, Hildebrand, Walker, & Gray, 2014; Brad, Coupland, & Oliver, 2014).

Overdosing-substance-abusing: Within 22 studies of 66,839 overdosing-substance-abusing teens and adults, there is addiction-alcoholism, antisocial behavior, deception, depression, paranoia and schizophrenic thinking. Convenience and random samples range from 50 to 32,000 female, male, addicts, alcoholics, controls, prisoners, students, and workers (Wolfson and Erbaugh, 1984; Gottesman and Prescott, 1989; Craig and Olson, 1990; Gartner, Graham, and Archer,

1992; Basham, 1992; Weed, Butcher, McKenna, and Ben-Porath, 1992; Svanum and Ehrmann, 1992; Greene, Weed, Butcher, Arrendondo, and Davis, 1992; Svanum and Ehrmann, 1993; Svanum, McGrew, and Ehrmann, 1994; Weed, Butcher, and Williams, 1994; Stein, Graham, Ben-Porath, and McNulty, 1999; Miccuci, 2002; Craig, 2005; Stein and Graham, 2005; Miller, Shields, and Canfield, 2007; Clements and Heinz, 2010; Polimeni, Moore, and Gruenert, 2010; Zagar and Grove, 2010; Zagar, Kovach, Basile, Grove, Hughes, Busch, Zablocki, Osnowitz, Neuhengen, Liu, and Zagar, 2013; Dragisic, Dickov, Dickov, and Mijatovic, 2015; Dragisic, Jovanovic, Dickov, Bugarski, Ivetic, and Miskovic, 2017).

Sex-offending: There are 45 studies of 9,832 sex-offending teens and adults over 48 years with antisocial behavior, deception, depression, paranoia and schizophrenic thinking. Convenience and random samples range from 13 to 1,200 female, male, assaulters, controls, expositors, internet sex-offenders, molesters, murderers, nonviolent, patients, prisoners, rapists, sex-offenders, violent-prone, and volunteers (Carroll and Fuller, 1971; McCreary, 1975; Rader, 1977; Armentrout and Haure, 1978; Pantou, 1978; Anderson, Kunce, and Riche, 1979; Quinsey, Arnold, and Pruesse, 1980; Kalichman, 1981; Lanyon and Lutz, 1984; Hall, Maiuro, Vitaliano, and Proctor, 1986; Erickson, Luxenberg, Walbek, and Seely, 1987; Levin and Stava, 1987; Walters, 1987; Kalichman, Craig, Shealy, Taylor, Szymanowski and McKee, 1989; Kalichman, Szmanowski, McKee, Taylor, and Craig, 1989; Hall, 1989; O'Connor, 1990; Duthie and McIvor, 1990; Langevin, Wright, and Handy, 1990; Miner, Marques, Day, and Nelson, 1990; Kalichman, 1990; Kalichman, Shealy, and Craig, 1990; Kalichman, 1991; Kalichman and Henderson, 1991; Shealy, Kalichman, Henderson, Szymanowski, and McGee, 1991; Hall, Graham, and Shepherd, 1991; Kalichman, Dwyer, Henderson, and Hoffman, 1992; Lanyon, 1993; Wilson, 1994; Heersink and Strassburg, 1995; Losada-Paisley, 1998; Watkins, 2000; Briley, 2001; Geer, Becker, Gray, and Krauss, 2001; Pietrulewicz, 2006; Looney, 2007; Nademin, 2009; Tomak, Weschler, Ghahramanlou-Holloway, Virden, Elicia, and Nademin, 2009; Coxe and Holmes, 2009; Tomak, Wechsler, Ghahramanlou-Holloway, Veden, and Nademin, 2009; Busch, Zagar, Grove, Hughes, Arbit, Bussell, and Bartikowski, 2009; Davis and Archer, 2010; Zagar and Grove, 2010; Grover, 2011; Zagar, Kovach, Basile, Grove, Hughes, et al., 2013; Oliver, Coupland, and Kurtenbach, 2018).

Suicidal: In 31 studies, with 30,634 suicide-completers, attempters, and ideational, over 57 years, there is antisocial behavior, deception, depression, paranoia and schizophrenic thinking. Convenience and random samples range from 9-575 of controls, patients, prisoners, students, veterans and workers (Simon and Gilbertstadt, 1958; Faberow and DeVries, 1967; Ravensborg and Foss, 1969; Lester, 1970; Poeldinger, Gehring, and Blaser, 1973; Leonard, 1974; Clopton and Jones, 1975; Tarter, Templer, and Perley, 1975; Pallis and Birtchnell, 1977; Leonard, 1977; Clopton and Baucom, 1979; Clopton, Pallis, and Birtchnell, 1979; Johnson, Lall, Bongar, and Norland, 1979; Sendbuehler, Kincel, Nemeth, and Oertel, 1979; Jones, Heidleman, and Fowler, 1981; Waters, Sendbuehler, Kineel, Boodoosingh, and Marchenko, 1982; Clopton, Post, and Larde, 1983; Watson, Klett, Walters, and Laughlin, 1983; Watson, Klett, Walters, and Vassar, 1984; Spirito, Faust, Myers, and Bechtel, 1988; Sepaher, Bongar, and Greene, 1999; Archer and Slesinger, 1999; Johnson, Bongar, Lall, and Borland, 1999; Glassmire, Stolberg, Greene, and Bongar, 2001; Daigle, 2004; Friedman, Archer, and Handel, 2005; Zagar and Grove, 2010; Romeo, Balducci, Quintarelli, Perbellini, et al., 2013; Pompili, Rihmer, Akiskal, Innamorati, Iliceto, Akiskal, Lester, Narciso, Ferracuti, Tatarelli, De Pisa, and Girardi, 2008; Zagar, Kovach, Basile, Grove, Hughes, et al., 2013; Pompili, Innamorati, Di Vittorio, Baratta, Massotti, Badaracco, Wond, Lester, Yip, Girardi, and Amore, 2014).

Teen Offenders: In 13 studies of 31,486 teen offenders from 1932-2013 over 81 years there is violence potential (Monachesi, 1932; Jenkins, et al., 1942; Jenkins, et al., 1942; Weeks, 1943; Glueck and Glueck, 1950; Simon, 1956; U.S. Navy, 1959; McClintock, 1961; Mannheim et al., 1955; Wenk, et al., 1972; Kandel, et al., 1989; Zagar and Grove, 2010; Zagar, et al., 2013).

Adult Offenders: In 57 studies of 160,130 adult prisoners from 1923-2013 over 90 years there is violence potential (Warner, 1923; Borden, 1928; Burgess, 1928; Burgess, 1929a; Burgess, 1929b; Vold, 1930; Vold, 1931; Tibbits, 1931; Monachesi, 1932; Van Vechten, 1933; Vold, 1935; Redden, 1939; U.S. Attorney General, 1939; Gillin, 1943; Hakeem, 1948; Ohlin and Duncan, 1949; Ohlin, 1951; Glaser, 1962; Metzner and Weil, 1963; Babst and Mannering, 1965; Vikert and Zahnd, 1965; Carney, 1967; Ward, 1968; Walker and McCabe, 1973; Carlson, 1973; Challenger, 1974; Hoffman and Beck, 1974; Ferguson, et al., 1975; Quinsey, et al., 1975; Hoffman and Beck, 1976; Nuttall, 1977; Gottfredson, et al., 1978; Hoffman and Beck, 1980; Soothill, et al., 1980; Greenwood, 1982; Holland, et al., 1982; Nuffield, 1962; Hoffman, 1983; Steadman, 1983; Bonta and Motiuk, 1985; Goldkamp and Gottfredson, 1985; Andrews, et al., 1986; Goldkamp, et al., 1988; Gottfredson and Gottfredson, 1988; Klassen and O'Connor, 1988; Jones and Goldkamp, 1991; Harris, et al., 1993; Bonta, et al., 1996; Quinsey, et al., 1998; Kassenbaum, et al., 2001; Zagar and Grove, 2010; Zagar, et al., 2013).

Limitations: Despite threats to the construct, external, internal, and statistical conclusion validity, the same pattern of seven characteristics of high-risk persons consistently exists across different persons, places and things (tests-equations),

namely addiction-alcoholism, antisocial behavior, deception, depression, paranoia, schizophrenic thinking and violence potential in 212 studies of 320,051 over 90 years. Tests-equations are consistently more objective, reliable, sensitive, specific and valid in discovering high-risk persons. Despite the 40,320 deceptive presentations on the MMPI in a Poisson's distribution ($8 \times 7 \times 6 \times 5 \times 4 \times 3 \times 2$), and the 1,000 mental illnesses on the International Classification of Diseases, many persist in not using tests-equations in finding high-risk persons. No human can possibly memorize 40,320,000 deceptive illness presentation tests-equations. Human judgment at 46% cannot compete with 97-98% objective, reliable, sensitive, specific, valid tests-equations in finding high-risk individuals.

Tests-Equations: Over the past 40-years, technology has advanced with computer-based, machine learning tests and equations. These tests-equations can find and identify persons at risk of committing violent acts before they occur—before homicide, mass murder, or sex offenses cost money, lives and injured. As these violent cases continue to rise, there is hope. Trial lawyer leaders can demand higher settlements and awards in the tens of billions. Insurance brokers and companies can make institutional changes by requiring ongoing worker training in the use of tests and equations and adapting professional liability contracts to mandate their use. Real-life use of tests and equations over 16-years with the “Chicago summer one program,” targeting 255,806 high-risk youth, prove the practical impact of jobs, mentors and anger management, by diverting these persons from violence (1,070 homicides prevented) saving both lives and money. Tests and equations paired with cost-beneficial interventions offer hope for a positive, safer world. Basic examples illustrating the use of tests and equations with cost-beneficial diversions, available for 40-100 years, are presented, to provide insight for trial lawyers to reconstruct homicides, mass-murders and sex-offenses showing judges and juries how professionals should have predicted and prevented the loss of life, money and health in homicides, mass-murders, and sex-offenses. This way trial-lawyer leaders can raise the number of liable professionals who had contact with the high-risk challenged, who committed the offense(s) and raise the settlement-awards to tens of billions to hundreds of billions for the homicide, mass-murder or sex-offender victim's families.

2. We Lose \$3.36T to Predictable-Preventable Increasing Violence

In Figure 1, there is a comprehensive breakdown of the nine annual costs associated with violence. The smallest among these is the injury due to firearms, totaling \$0.29 billion as documented by Patel and Taylor in 2011. An alarming statistic is that home values drop 4% after a killing as reported by Maximo in 2014. Considering the median home cost of \$426,056 [Redfin, 2011], this is a stunning \$17,042 lowering in home value. Extrapolating this to the 144 million U.S. homes [Bassett, 2023], the collective cost is a staggering \$1.454 billion. The detrimental effects of violence with two new businesses failing to open in locations marked by a homicide, shown in Washington, D.C. [Irvin-Erickson, Gurvis, Mohr, and Bai, 2017]. Factoring in an average small business salary of \$69,301 [Southern Bank Company, 2023] and an estimated loss of 80 salaries per homicide [Winter, 2021], the total income loss accumulates to an astonishing \$59.79 billion. The potential earnings of the owners of these unrealized businesses add up to a nationwide aggregate production loss of 2%. This results in a \$7.82 billion loss when applied to the total production value of \$391,049,856,000 [Anderson, 2023]. Direct victim costs are an amazing estimate of \$15 billion [Miller, Cohen and Wiersma, 1996] which include many out-of-pocket expenses for medical bills, property loss, reduced productivity, and losses such as traffic jams and processing insurance claims costs. The ripple effects of violence extend to household food prices with a 6% rise per homicide or violent event [Singleton, Winata, Adams, McLafferty, Sheehan, and Zenk, 2002]. This amounts to a yearly loss of \$558 per homicide or violent event. When this 6% is multiplied by the average home food expense of \$9,300 [Bennett, 2023]. Extrapolating this to 129,931,000 U.S. homes [Hussock, 2022], the cumulative loss soars to a staggering \$72.501498B. On an institutional level, the annual government expense of violence, to cover the local, state, and federal expense of courts, prisons, and police, reach a substantial \$266B [Urban Institute, 2021]. On a broader scale, the U.S. and other countries collectively lose 11% of GDP to violence, constituting the largest expense [Roza, 2018]. When all these costs are tallied, the cumulative loss mounts to a shocking \$3.36 trillion. These mind-boggling costs underscore that the predictable and preventable violence is a wake-up call to taxpayers, businesses and countless victims and injured affected by homicide, mass-murder and sex-offending. This is the foundation for trial-lawyer leaders to reconstruct with age-specific risks, tests and equations to discover these age-specific risks with 97% impressive precision, which then allow and permit professionals in targeting cost-beneficial interventions, which could have prevented the tragedy and thus award the trial lawyers and victims and families settlement-award liability. Trial-lawyers can broaden the net of culpable professionals, who should have used tests and equations with cost-beneficial diversions available for 40-100 years driving up the settlement-awards to tens to hundreds of billions. This would result in insurance brokers and companies' bankruptcies and losses to changing professional liability contracts to mandate use of tests and equations with diversions and continuing professional education for work, much like compulsory worker safety, sexual harassment and abuse reporting now in use.

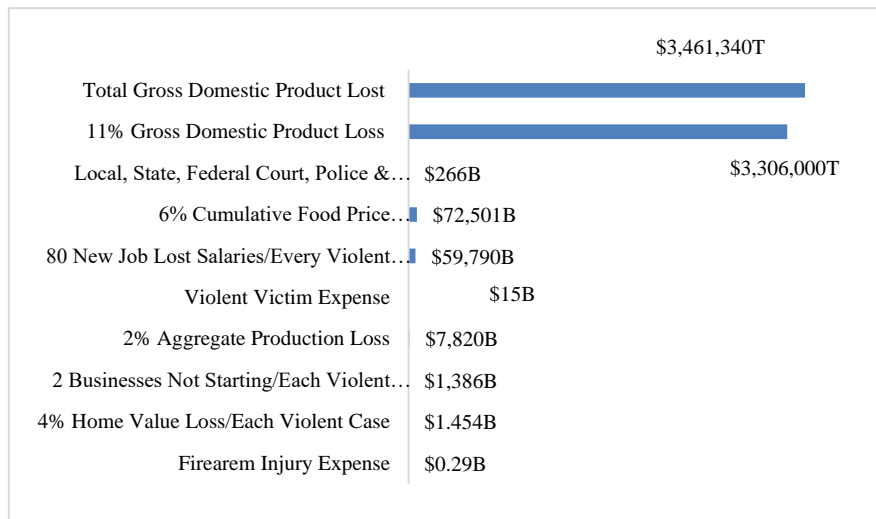


Figure 1. U.S. Violence Lowers GDP 12.5%, \$3.46T Yearly Costing \$1 in every \$8

3. 767 Mass-Murderer (3+Dead; 1936-2023) Reasons to Motivate Trial-Lawyers for Change

In Figure 2, there is the steady growth of mass-murders from 1936 to 2023 in an upward-opening, parabola third degree curve (adding an x^3 term to a parabolic model) with a total of 787 (Zagar et al., 2022; Statistica, 2024).

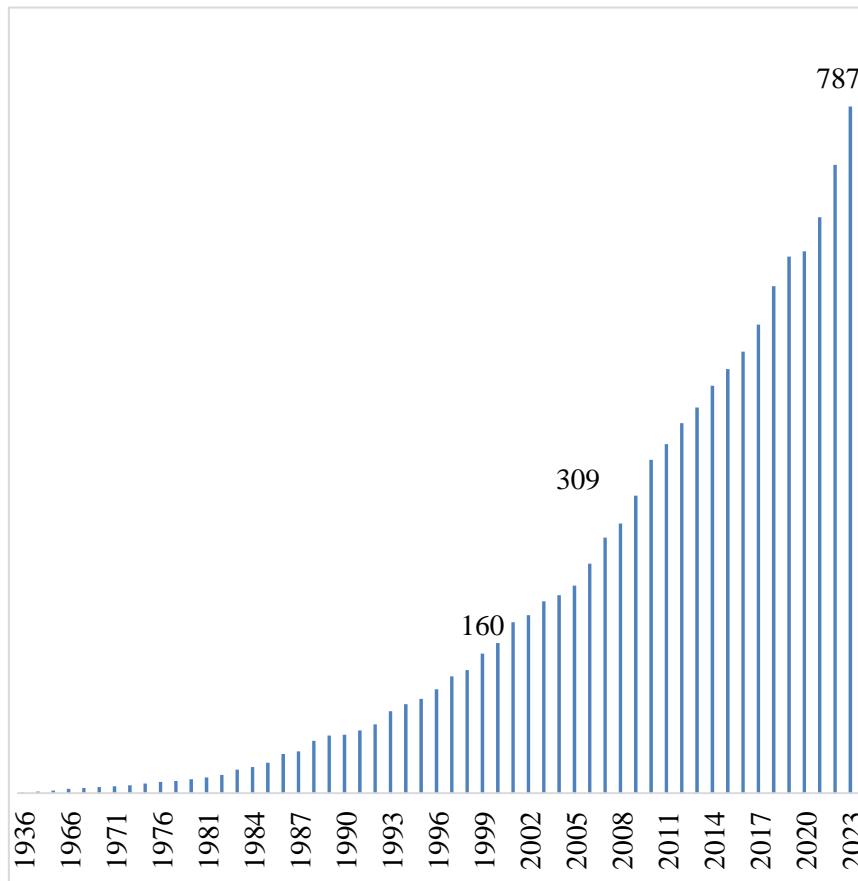


Figure 2. Growing Annual Mass-Murderers from 1936 to 2023

4. Mass-Murder Can Cost \$800M with 130% More Indirect Costs Totaling \$1.88B

At the lower end, tragic events have significant financial liabilities. In the case of the 2015 Pulse Nightclub massacre in Orlando, Florida, 49-lives are lost, 53 are injured, which results in 102-total victims. The GoFundMe process raises \$10,000,000 for the affected families (Ray, M. (2016). Similarly, the 2006 mass murder at an El Paso, Texas Walmart by Pat Crusius, results in 23-dead and 22-injured, and a culpability of \$5,500,000 for the victims' families (Roush, 2013). The 1999 shooting at Klebold-Harris, Columbine High School incident has 13-die and 20- injured incurring a burden of \$3,000,000 for the parents and the school district (Brockwell, 2019). The 1989 Standard Press shooting in Louisville, Kentucky, leave 8-dead and 12-injured, involving a \$20,000,000 disbursement from Eli Lilly (Prozac) attributable to medication (Kindy, 2023). In the 2023 Michigan State University spree-shooting, there are 3-dead and 5-wounded, with a \$15,000,000 lawsuit in process (Taylor, 2023). The 2007 Virginia Tech University mass-murder of 33-deaths and 17-injured leads to a \$48,000,000 government obligation for a selectively mute, depressed student (Tikkanen, 2023). In the 2012 Sandy Hook Connecticut School mass-murder of 26-lost lives and 2-injured, Remington Rifle and 4-insurance companies face bankruptcy, resulting in a \$73,000,000 judgement for gun-advertising negligence (Ray, 2024). The 2015 U.S. Department of Justice disburse \$88,000,000 indebtedness for the Charleston, South Carolina AME Church mass-murder of 9-lives and 1-injured (Voice of America News, 2021). The Broward County Parkland Florida Douglas High mass-murder in 2018 of 17-dead and 34-injured incur a \$153,000,000 obligation (Associated Press, 2024). The 2017 U.S. Department of Justice and U.S. Air Force settlement for the Sutherland Springs, Texas First Baptist Church mass murder amounts to \$144,500,000 accountability for 26-dead and 22- injured; the military did not relay to the government justice section, the discharge (domestic wife, son assault, death threats, smuggling guns) record [Wikipedia, 2024]. The largest liability is the 2017-MGM-Resorts, Mandalay-Bay, Las Vegas, \$800,000,000-payout for 60-dead, 867-injured, and 4,400-victims' families with \$1.88B indirect costs (Wikipedia, 2024). These death and injured victim's expenses provide ample motivation for institutional change by trial-lawyers increasing settlement awards one to two digits higher. Later, insurance-brokers can change liability contracts in order to demand professional continuing education in the use of tests-equations and diversions lowering premiums and bankruptcies making it safer in schools and workplaces because the current ways miss 61% of high-risk persons, whereas tests-equations have a hit-rate of 97-98%.

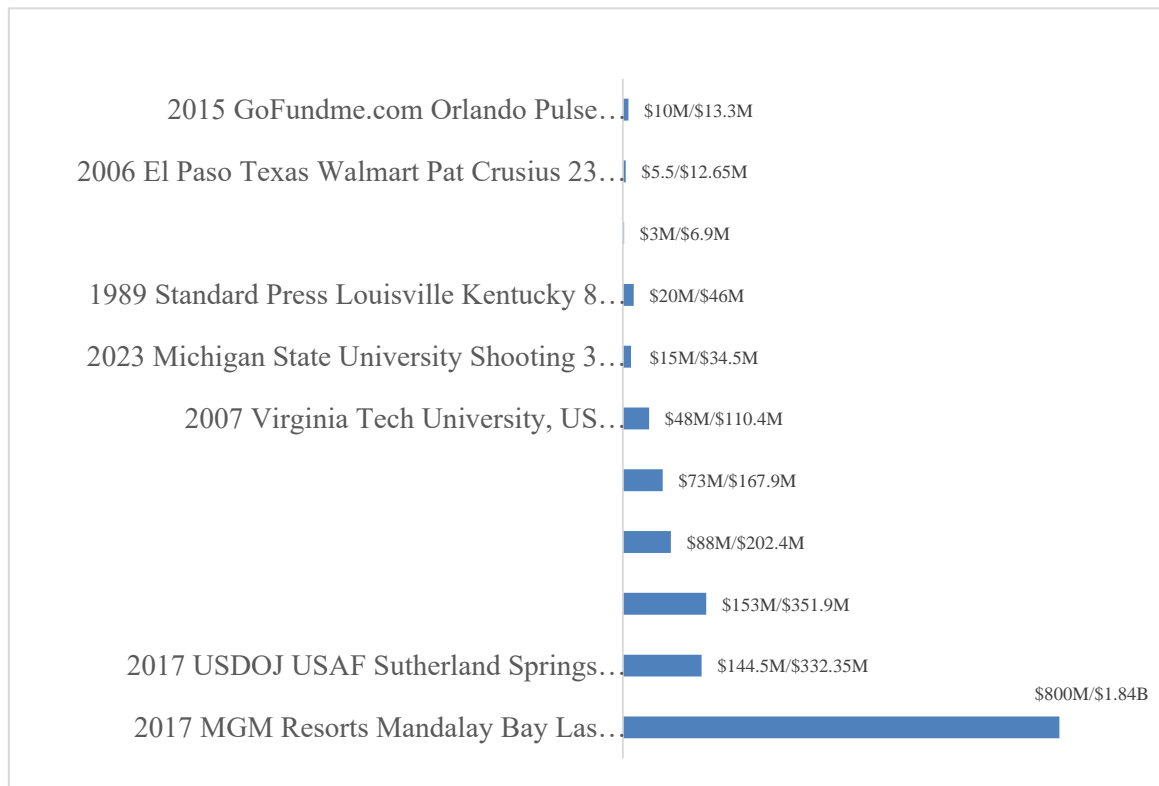


Figure 3. Mass-Murder Payouts \$3M-\$800M (Millions) +130% Lost Profits (\$6.9M-\$1.84B)

5.1 Total Number of Sex Offenders: Low Reporting Levels with Registered Reoffending

The annual estimated count of U.S. sex offenders in the United States varies because of 50-different data collection systems with a range from 606,816 to 786,838 and 33% continuing to molest and rape. However, the “true” number of sex offenders is likely higher; there are other estimates of 1-2% of the U.S. population, totaling 3.319 million to 6.628 million sex offenders (Ackerman, 2015; Gabriele, 2023).

As we delve further into the details later, it becomes evident that the success rate for individuals facing challenges in this regard ranges from 3% to 50%. For both business owners and citizen taxpayers, the only avenue for reducing the numbers and associated payouts lies in institutional changes using tests and equations with diversions. This includes alterations in trial lawyers' increased settlements and awards, as well as modifications to insurance brokers' liability contracts, accompanied by mandatory professional continuing education in the use of tests and equations with cost-beneficial interventions. Until this happens, violence will continue rising.

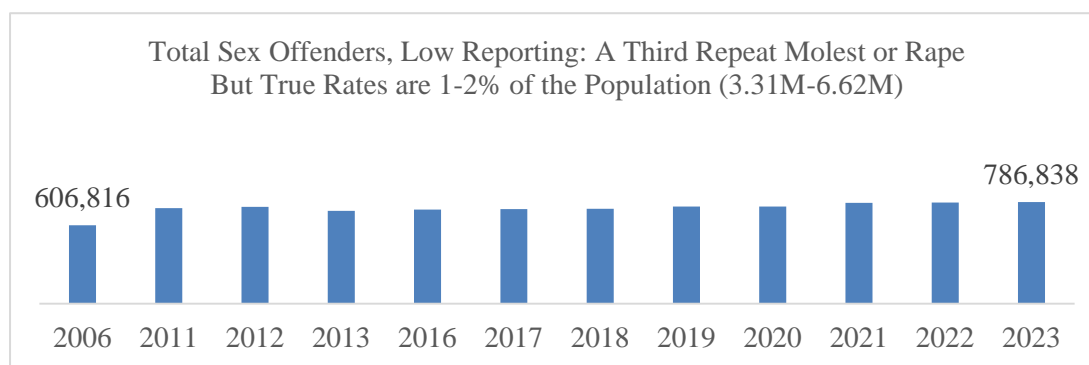


Figure 4. U.S. Sex Offender Estimates 2006-2023

5.2 Sex Offender Expense/Case Can Be \$1.1B with Added Indirect Expense = \$2.53B

Many legal cases spanning years and involving different businesses, churches, colleges, schools and workplaces have huge costs that impact taxes, insurance premiums and profits. In 2011, the Carla Ingraham vs. UBS Financial case, the vice-president Jay DeGoler is fired after a sex complaint with a \$11,050,000 disbursement for 1-victim (Bolado, 2012). The 2007 Sanders vs. Madison Square Garden case involves Isaih Thomas and Stephon Marbury incurring a \$11,500,000 obligation from a sexual complaint with 1-victim (Sandomir, 2007). In 2016, the U.S.A. Gymnastics and U.S. Olympic and Paralympics case against Nassar, M.D. results in a substantial \$380,000,000 owed, addressing 180-victim's grievances (Kelly, Contreras, and Doring, 2021). In 2023, Eric Uller of the Santa Monica Police Activities League Volunteer leads to a \$229,800,000 compensation distributed among 105-victims (Santa Monica Daily, 2023). The 2007 Heidi Lynch vs. the San Diego Roman Catholic Diocese has a \$198,000,000 debt distributed to 44-victims (Rowe, 2017). There is the 2013 Penn State University case of a \$109,700,000 payout for Jerry Sandusky's 26-victims (Drape, 2013). The 2022 San Jose Dartmouth Middle School band teacher Neipp led to a \$102,500,000 recompense with an additional \$245,550,000 in indirect costs (Winton, 2022). The 2012 case of Chopourian vs. Catholic Healthcare, Mercy General Hospital, results in a \$169,000,000 remuneration for 1- victim (Memcott, 2012). The 2011 Ashley Alford vs. Aarons Furniture Rent Inc., involves supervisor Moore, led to a \$95,000,000 burden for 1-victim (Reuters, 2011). In 2016, the Carlson vs. Roger Ailes case of Fox CEO, it's directors and insurers incur a \$90,000,000 duty for 1-victim (Arthur, 2021). The 2010 Los Angeles Department of Children and Family Services vs. F.M. Ward case involves a \$45,400,000 accountability for molestation, rape, and abuse suffered by 1-victim (City News Service, 2021). Steven W. vs. Private Westerly School in Long Beach, California, results in a \$23,500,000 obligation with 1-victim (Ruiz, 2018). The 2020 Saint Cloud, Minnesota Diocese case saw a \$22,500,000 disbursement for 41-priests' 70-victims (Staff reporters, 2020). The 2017 Harvey and Bob Weinstein and Company case, involves over 24- women victims, including Gwyneth Paltrow and Ashley Judd, leading to a \$18.75M compensation (Barnes, 2017). The 2018 Lucy Chi et al. vs. University Southern California, Tyndall M.D., resulted in a monumental \$1,100,000,000 payout for 710-female victims with an additional \$2,530,000,000 in indirect costs (Hamilton and Ryan, 2021).

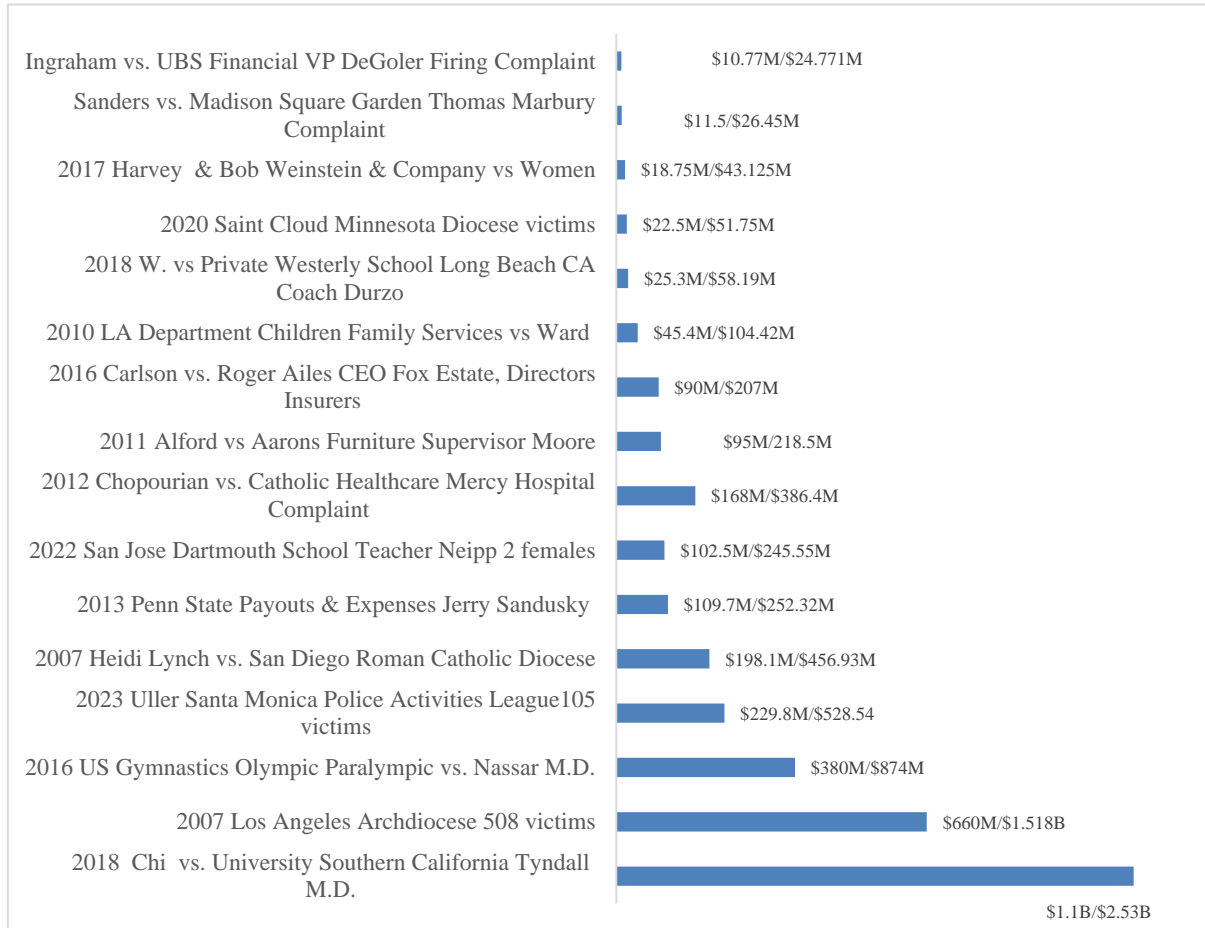


Figure 5. Sex-offending Payouts \$1M-\$1.1B (Millions) +130% Lost Profit (\$2.3M-\$2.53B)

6. 24 Bankrupt U.S. Roman Catholic Dioceses Due to No Use of Tests and Equations

The financial effects of pedophilia scandals within the corporate U.S. Roman Catholic Church leads to significant losses, causing 24 out of 194-dioceses to declare bankruptcy (McKeowan, 2023) which makes up 13% of the total, accompanied by 18-bankruptcies among religious organizations. There is a projection that all dioceses face bankruptcy by the year 2144 (Zagar et al., 2016). To deal with these challenges, popes, bishops, and other authorities within the church have not used tests and equations despite repeated requests to do so. This enables trial lawyers to make use of the situation by increasing settlements and awards. Simultaneously, insurance brokers could bring about institutional changes by modifying liability contracts demanding use of tests-equations along with changes in human resource policies. This change would include a mandate for professional continuing education on the use of tests and equations, coupled with improvements in human resources practices aimed at lowering premiums and bankruptcies. See Figure 6.

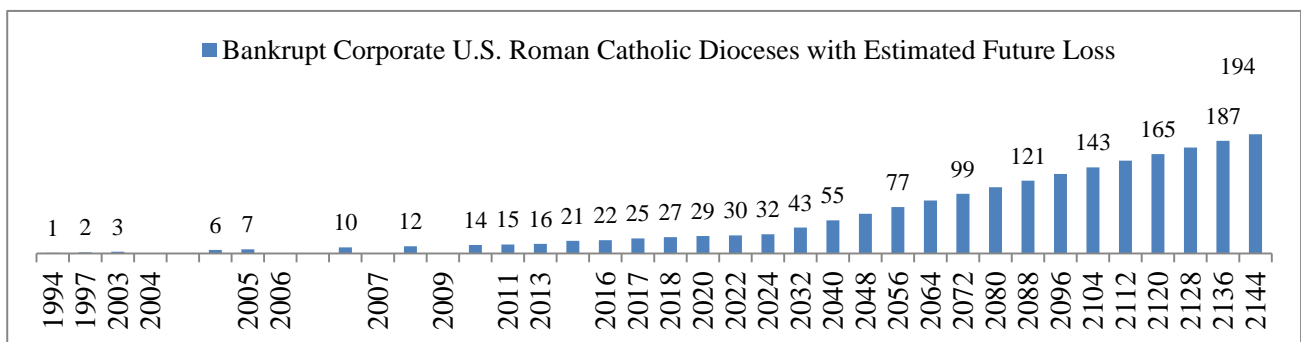


Figure 6. 2024 24 Bankrupt Dioceses with 194 Catholic Dioceses Broke: 2144 (Zagar, et al., 2016)

7. Low Treatment Success (3%-50%) and 39% Current Ways Finding Risk Cause Rising Violence

According to a 20-Year Kaplan-Meier Survival Curve, the treatment success rates change across different high-risk, challenged persons is low, 3-55%. For genocide or mass-murder, the success rate is 3%. Homicidal have a success rate of 17%. Suicide completion has a success rate of 20%. Deviant-psychopathic and non-deviant, psychopathic sex-offenders both have a success rate of 10%. Non-deviant-non-psychopathic sex-offenders have a higher success rate of 50%. Deviant-non-psychopathic sex-offenders have a success rate of 55%. Mixed molesters-rapists exhibit an 18% success rate. Rapists show a 30% success rate. Child molesters have a success rate of 45% (Rice and Harris, 1997; Dutta et al., 2007; Bjornaas et al., 2008; Soothill et al., 2008; DeLisi, Ruelas, and Kruse, 2019; Binswanger, Nguyen, Morenoff, Xu, and Harding, 2020; Miller, Swedler, Lawrence, Bina, Ian, et al., 2020; Tammes, 2022). Would anyone go to a business that provided such a low success rate? Undoubtedly the customer would search for another solution.

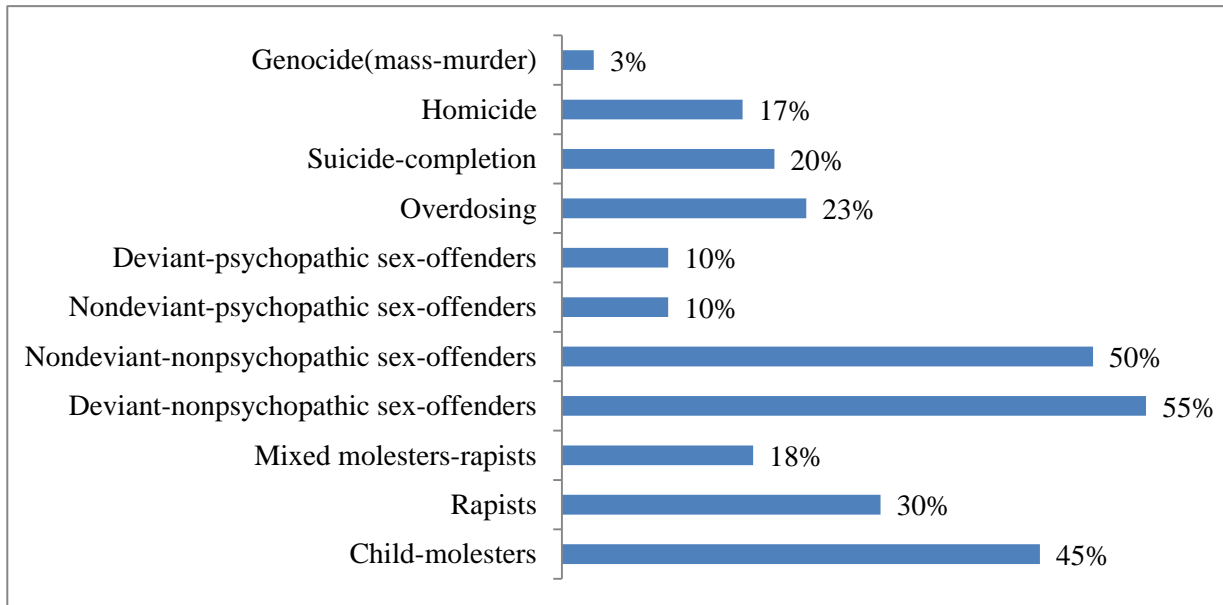


Figure 7. 3-55% Challenged Person Success Rates: 20-Year Kaplan-Maier Survival Curves

7.1 95% of Professional Believe 39% Human Error is Better Than 97% Tests-Equations

The current methods for finding high-risk, challenged (homicidal, mass-murdering, sex-offending) combined give an accuracy of 39% hit rate with a background-credit check, 25% with interview judgment, and 46% with medical examination. In contrast, the computer tests and equations have a hit rate or astonishing 70%-98% accuracy in anticipating violence. The Psynetix 16 Ask Standard Predictor of Mass Murder Behavior or Self-Report, applicable to individuals aged 2-88 years, boasts a precision of 70% or AUC/ROC=.70. The Ask Standard Predictor Violence Potential Youth Behavior or Self-Report (1 month-18 years) demonstrates a remarkable 91% precision or AUC/ROC=.91, while the Ask Standard Predictor Violence Potential Adult Behavior or Self-Report (18-90 years) excels with a 99% precision or AUC/ROC=.99. Upon replication the ASP is 97%. For infants, children, teens, and young adults, the Behavior Assessment School Children Parent Teacher Self-Report achieves a 97% sensitivity-specificity or AUC/ROC=.97. The Child Abuse Potential Inventory (18-90 years) attains a high accuracy rate of 98% or AUC/ROC=.98. The Minnesota Multiphasic Personality Inventory Adolescent Version (14-18 years) exhibits a precision of 96% or AUC/ROC=.96, and the Minnesota Multiphasic Personality Inventory Second Edition (18-90 years) reaches a remarkable 97% accuracy or AUC/ROC=.97. The Ask Standard Predictor Youth + Behavior Assessment School Children or MMPI-A: 7-point violence achieves a 97% sensitivity-specificity or AUC/ROC=.97. Similarly, the Ask Standard Predictor Adult + MMPI-2: 7-point violence profile boasts a hit rate of 97% or AUC/ROC=.97.

In summary, machine-learning, internet-based tests and equation prove to be cost-effective, objective, reliable, sensitive, specific, and valid, offering an outstanding 97% accuracy and precision in identifying at-risk individuals (Meehl, 1954; Sepajak, 1983; Milner, 1986; Butcher, et al., 1989, a, b; Lidz, 1993; Monahan, 1996; Grove and Meehl, 1996; Rice, Harris, and Quinsey, 1996; Quinsey, et al. 1998; Zagar, Zagar, Arbit, Bartikowski, Busch, et al., 2009; Zagar and Grove,

2010; Zagar, Kovach, Basile, Grove, Hughes, Busch, Zablocki, Osnowitz, Neuhegen, Liu, and Zagar, 2013; Kamphaus and Reynolds, 2015, a, b; Zagar, Zagar, Zagar, Busch, Garbarino, Ferrari, et al., 2016; Zagar, et al., 2019; Zagar, et al., 2022 a, b, c; Garbarino, Zagar, et al., 2022; Zagar, et al., 2023). Only 5% of professionals (attorneys, executives, human resources, judges, physicians, principals, presidents, psychiatrists, psychologists, teachers, social workers, therapists) when polled at national and international conferences by the coauthors that use tests-equations universally with high-risk or most they have to deal with.

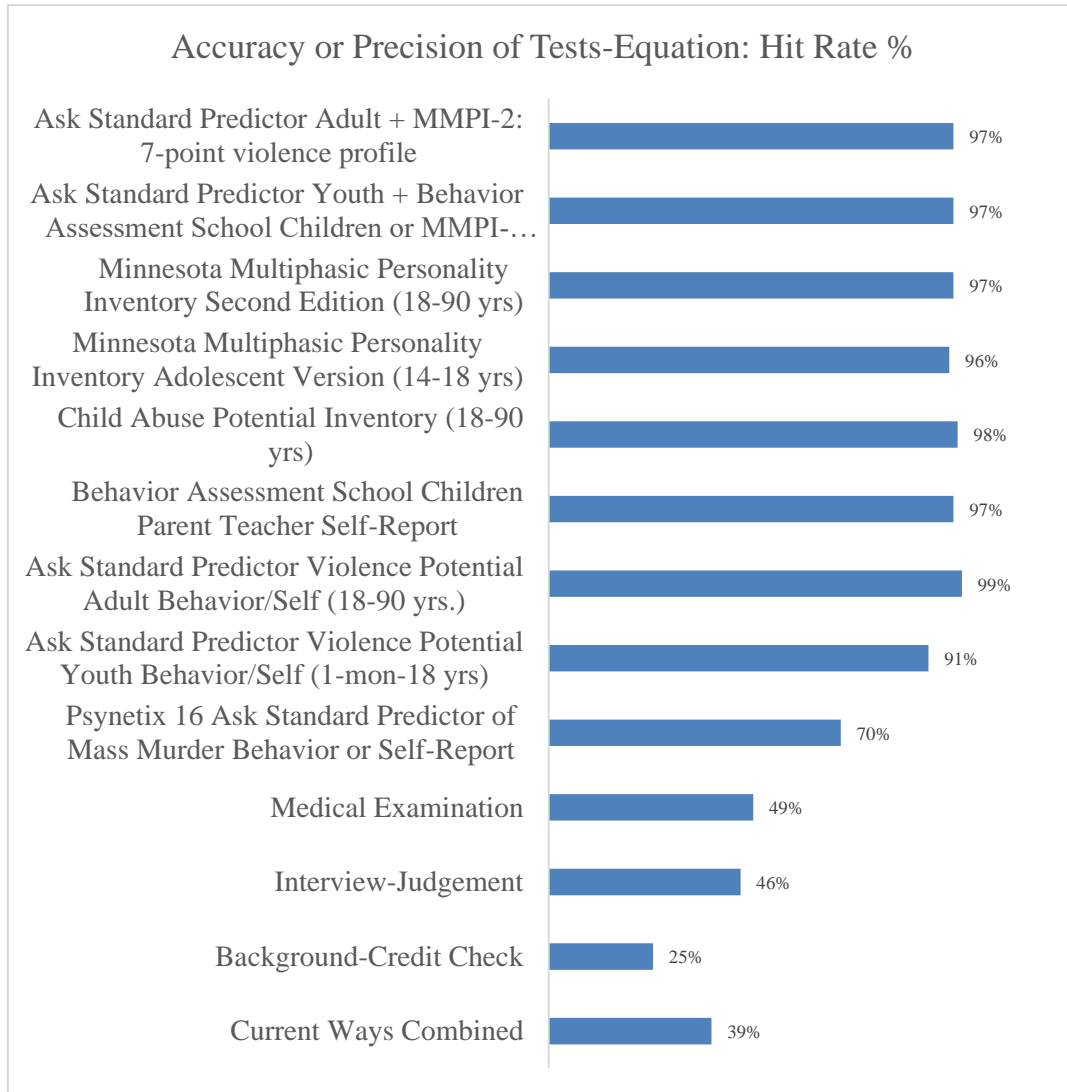


Figure 8. Percentile (%) Finding Challenged Persons: Current 39% vs. Tests-Equations 97%

8. Insurance CEO: Chicago Summer 1 Program: 255,806 Targeted, Diverted Saving 1,070

In the city of Chicago, a teen diversion program, initially named "Culture of Calm" and funded by the U.S. Department of Justice (\$78M), later rebranded as "Chicago Summer 1 program," is currently supported by the insurance Public Safety Fund. This program employs a targeted approach, utilizing an equation to identify the highest-risk youth, and directs resources such as jobs, mentors, and anger management training to approximately 255,806 individuals. Over a span of 16 years, this initiative has proven successful in saving 1,070 lives by preventing homicides, as documented by Zagar et al. (2013, 2016, 2019) (refer to Table 1b). The impact of the program extends beyond reducing homicides, as evidenced by a 56% reduction in nonviolent offenders within the Cook County jails. Additionally, the release of 6,800 federal prisoners by U.S. President Obama, either through commutation or pardon, further emphasizes the benefits of employing evidence-based, peer-reviewed, and scientifically replicated equations to target at-risk individuals. These real-life situations serve as tangible proof of the value of the tests-equations approach when combined with cost-beneficial interventions. Figure 8 illustrates the cumulative impact on challenged youth over the 16 years of "Chicago Summer 1," with the program overseen by the Allstate CEO. This involvement is notable, given that Allstate, State Farm, and Liberty

Mutual, are the major insurers responsible for most personal injury and workers compensation claims in Illinois, and they direct and fund the program. Figure 9 provides a visual representation of the cumulative prevention of challenged victims (homicides) over the same 16-year period. Omitted are the number of assaults and other violent crimes that are prevented. The program's success underscores the significance of evidence-based strategies in addressing and mitigating the impact of youth violence in urban settings by targeting with tests-equations and then applying what works.

Table 1b. 16-years: Chicago “Summer 1” program 255,806 youth saving 1,070 homicides

Year		Program	# Youth	# High Schools	Lives Saved	Mayor	Sponsor
2009	1	Culture of Calm	250	6	29	Daley	OJJDP
2010	2	Culture of Calm	1,700	38	28	Daley	OJJDP
2011	3	Culture of Calm	1,700	38	28	Daley	OJJDP
2012	4	Culture of Calm	1,200	32	12	Daley	OJJDP
2012	5	Summer 1	1,634	13	27	Emanuel	Private Insurance
2013	6	Summer 1	5,216	42	86	Emanuel	Private Insurance
2014	7	Summer 1	22,500	160	86	Emanuel	Private Insurance
2015	8	Summer 1	24,679	160	86	Emanuel	Private Insurance
2016	9	Summer 1	25,000	160	86	Emanuel	Private Insurance
2017	10	Summer 1	31,151	160	86	Emanuel	Private Insurance
2018	11	Summer 1	32,223	160	86	Emanuel	Private Insurance
2019	12	Summer 1	31,553	160	86	Lightfoot	Private Insurance
2020	13	Summer 1	20,000	160	86	Lightfoot	Private Insurance
2021	14	Summer 1	24,000	160	86	Lightfoot	Private Insurance
2022	15	Summer 1	33,000	160	86	Lightfoot	Private Insurance
2023	16	Summer 1	33,000	160	86	Johnson	Private Insurance
Total			255,806	160	1070	@\$1M/life	Value=\$1.070B

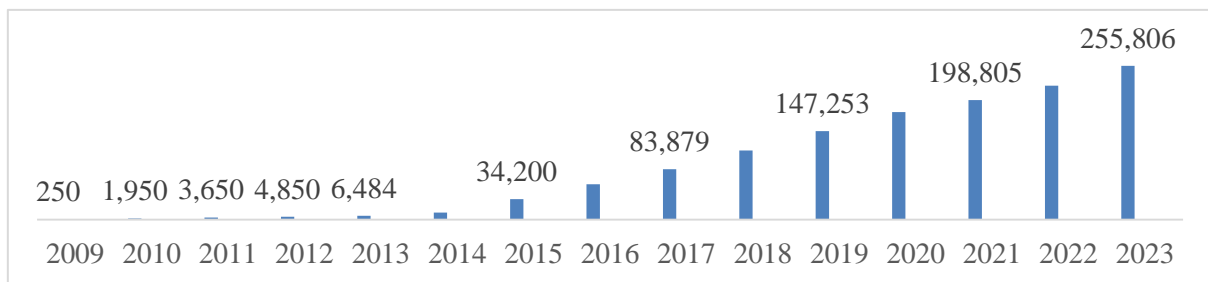


Figure 9. 255,806 Chicago “Summer 1” Youth Diverted with Jobs, Mentors, Anger Training

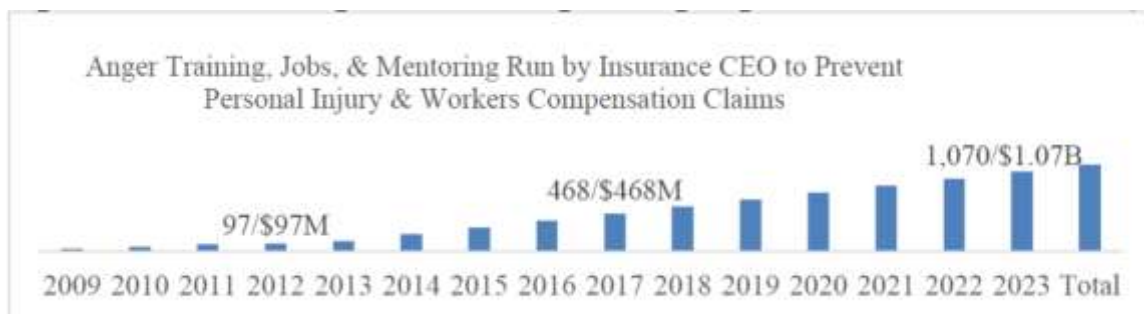


Figure 10. 16-Year Chicago Summer 1 Program Targeting Diverted Saved 1,070 Lives (\$1.07B)

In Table 2, there is an outline of Erikson's (1994) emotional stages, Kohlberg's (1981) moral stages, and Piaget's (1962) cognitive stages. Erikson's stages cover trust vs. mistrust (0-1.5 years), freedom vs. shame-doubt (1.5-3 years), initiative vs. guilt (3-5 years), industry vs. inferiority (6-11 years), identity vs. confusion (7-18 years), intimacy vs. isolation (19-40 years), generativity vs. stagnation (41-65 years), and integrity vs. despair (66 years and older). Kohlberg's moral stages encompass obedience vs. punishment, self-interest, conformity and interpersonal accord, authority and social order, social context, and universal principles. Piaget's cognitive stages include sensorimotor (0-2 years), preoperational (3-7 years), concrete operational (8-11 years), and formal operational (12 years and older).

Youth Risks: The 14 youth risks for homicide, sex offending, and violence-prone behavior, identified by Zagar and Grove (2010) based on 1,127 youth with a 91% accuracy from 1 month to 17 years and 11 months, are age-specific. Infancy risks include court contact (resulting from parental abuse or neglect), male gender, alcohol and drug abuse (including fetal exposure), violent family members, orphanhood, single-parent or step-parent family composition, alcohol abuse alone, drug abuse alone, the significant risk of family member physical and/or sexual abuse, and epilepsy or seizures.

Table 2. Development of Risk, Age-Specific Tests-Equations, Diversion, Services, Case Law

Risk/ Diversion/Service/Law								
Erikson (1994) social emotional stages	0-1.5 years Trust v Mistrust	1.5-3 years Freedom vs Shame-doubt	3-5 years Initiative vs. guilt	6-11 years Industry vs. Inferiority	7-18 years Identity vs. Confusion	19-40 years Intimacy vs. Isolation	41-65 yrs. Generativity v Stagnation	66+ years Integrity v. Despair
Kohlberg (1981) moral stages	Obedience vs punishment	Self-interest	Conformity interpersonal accord	Authority social order	Social context	Universal principals	Universal principals	Universal principals
Piaget (1962) cognitive stages	0-2 years sensorimotor	3-7 years preoperational	3-7 years preoperational	8-11 years concrete operational	12 years + formal operational	12 years + formal operational	12 years + formal operational	12 years + formal operational
Garbarino, Zagar, et al., 2022 Risks	Infant (.2 small, .5 medium, .7 large, 1.7 huge)	Early child risks with effect size	Child risks with effect size	Adolescent risk effect size	Late teen with effect size	Early adult risk with effect size	Adult risk with effect size	Elder risk with effect size
Youth Killer/Sex-Offender 14 Risks N=1,127 a=.61 AUC/ROC=.91 Zagar & Grove, 2020	Court-contact 0.54 Male- gender 0.63 Alcohol-&-drug-abuse 0.52 (fetal exposure) Violent-family 0.83 Orphan-1-step parent family 0.72 Alcohol abuse (fetal exposure) 0.41, Drug Abuse (fetal exposure) 0.44 Physical &/or sexual abuse 1.17 Epilepsy 0.98	Add poor social maturity 1.21 Low-decision-making 1.59 Illnesses 0.57	Add underachievement 0.57, Truant, suspended, expelled 0.33					
Adult Killer/Sex-Offender 11 Risks N=1,595 a=.61 AUC/ROC=.99 Zagar & Grove, 2020	Same as youth: Court-contact 0.54 Male gender 0.63 Alcohol-&-drug-abuse 0.52 (includes fetal exposure) Violent- family 0.83	Same as youth: Low-decision-making 1.59 Illnesses 0.57	Same as youth: Under-Achievement 0.57		Antisocial personality 0.25	Poverty 0.50 Not working .30 Hyperactivity (ADHD) .25		
16 Mass- Murderer Risks N=1,273 a=.88 AUC/ROC=.70 Zagar et al., 2022, a, b, c, Garbarino, Zagar, et al., 2022 Psynetix.com 16 questions a=.88 (N=1,253) AUC/ROC=.704-2 yrs. -89 yrs.	Elicited concern (i.e. low decision making) 0.89 Male gender (dead male victim) 1.08	Same as infant	Suicidal (i.e. illnesses) 0.85 Threatening (i.e. poor social maturity) 0.58 Student status (i.e. underachievement) 0.8	Criminal misconduct (i.e. court contact) 0.69, Homicidal (i.e. violent family) 1.44	Stressful life event (i.e. not working) 0.76 Random violence (i.e. abused physically sexually) 1.08	Grievance 0.76 Person-school-work-target 0.62 Planning 1.32 Revenge 1.03 Gun access 0.75 School 0.8. leaking intent 1.09	Same early adult	Same as early adult

Profile 7-Point Violence (95 yrs. 212 studies 320,051 persons $N=125$ $AUC/ROC=.7-.9$ ASP + MMPI-2/A, Psynetix 16 Zagar, et al., 2019	I. Deception [L, F, MMPI-2/A] (i.e., low decision making, elicited concern)	II. Antisocial behavior [Pd MMPI2/A] (i.e. court contacts, criminal misconduct)	III. Depression [D, MMPI-2/A] (i.e. illness, suicidal) Threatening	IV. Violence potential [ASP-youth ASP-adult, (i.e. homicidal, violent family) V. Addiction-alcoholism [AAS, ACK, MMPI2/A]	VI. Schizophrenic thinking [MMPI-2/A] (i.e. random violence (i.e. abused physically sexually, random violence) 0.00 [CAPI]	VII. Paranoia [Pa, MMPI2A] (i.e. grievance 0.00 revenge 0.00)		
Tests & equations: BASC parent ($N=1,700$, $a=.5$, $AUC/ROC=.8$), self ($N=900$, $a=.5$, $AUC/$ $ROC=.8$) Teacher ($a=.5$, $AUC/ROC=.8$, $N=1,800$) Kamphaus & Reynolds (2015 a, b) (2-25yrs) Psynetix.com 16 questions $a=.88$ ($N=1,253$) $AUC/$ $ROC=.704$ + Mean age $=32.62$, $SD=17.61$. $R=2-88$ yrs.)	ASP-youth 1 month -17 years 11 months 30 days [2010, $a=.6$, $AUC/ROC=.91$, $N=1,272$] BASC infant parent teacher rating (2-5 yrs.) [1992]	ASP-youth (1 month-17 years 11 months 30 days) [2010, $N=1,272$] BASC child self (6-7 yrs.) parent teacher rating (8-11 yrs.) [1992]	ASP-youth (1 month-17 years 11 months, 30 days) [2010, $N=1,272$] BASC child parent teacher (8-11 yrs.) [1992]	ASP youth (1 month-17 years 11 months 30 days) BASC teen self, parent teacher 12-21 yrs.) [1992] MMPI-A [Butcher et al., 1989, $N=1,620$, $a=.8$]	ASP-youth (1 month-17 yrs. 11 mon. 30 days) BASC teen self, parent teacher 12-21 years MMPI-A (14-17) [Butcher, et al., 1989, $N=1,620$, $AUC=.85$]	ASP-adult (18-90 yrs.) [2010, $N=1,595$, $a=.6$, $AUC/ROC=.99$] [$N=$ 236 , $R=18=51.5$ years, $AUC/ROC=.97$ Zagar, et al. 2013] CAPI (18-90 yrs.) [1986, $N=$ $4,939$, $a=.6$ Milner, (1986) $AUC/$ $ROC=.98$] MMPI-2 (18-90 yrs.) [1992, $N=2,600$, $a=.8$, $AUC/ROC=.84$]	Same early adult	Same as early adult
Diversions Zagar et al. 2013.	Poor 3-4 yr. old infant training	Nurse family child training	Nurse family parent training	Interagency coordination Diversion program Aggression training	Functional family training, Foster multi- dimensional training Teen courts	Cognitive behavior therapy, Job training Community drug education High school education	Same early adult	Same early adult
ROI return on investment Washington Policy Institute (2006) Zagar et al., 2013	20.57	17.59	2.64	25.03, 21.24, 16.34	13.69, 11.2, 9.83	98.09, 17.92, 14.09, 10.90	Same as early adult	Same as early adult
ADA 94-142 IDEA Title IX, Title XI, state & federal mandated school diversions Zagar et al., 2013	Early childhood Head Start full day preschool parent training occupational physical speech therapy	Head Start kindergarten full day preschool occupational physical speech therapy	Elementary special education occupational physical speech social work, psychologist therapy	Jr. high special education occupational physical speech social work psychologist therapy	High special education occupational physical speech social work psychologist therapy	College disability accommodations counseling		
Case Law Affirming Computer Tests & equations Pope, Butcher & Seelan, 2006	Tarasoff vs regents CA duty to warn, 250 federal state appellate cases <i>MMPI in court</i> SSI disability state disability law mental health law school law personal injury	Tarasoff vs regents CA duty to warn 250 federal state appellate cases <i>MMPI in court</i> SSI disability state SSI disability state disability mental health school personal injury law	Tarasoff vs regents CA duty to warn, 250 federal state appellate cases <i>MMPI in court</i> SSI disability state disability mental health school personal injury law	Tarasoff vs regents CA duty to warn, 250 federal state appellate cases <i>MMPI in court</i> SSI disability state disability mental health personal injury	Tarasoff vs duty to warn, 250 federal state appellate cases <i>MMPI in court</i> SSI disability state disability mental health school personal injury law	Tarasoff, vs regents CA duty to warn, 250 federal state appellate cases <i>MMPI in court</i> SSI disability state disability mental health school law personal injury law	Same as early adult	Same as early adult

In early childhood, the prominent risks are social immaturity (low adaptive behavior) and executive dysfunction or poor decision-making in the frontal lobes. Middle childhood risks include underachievement with poor school grades, truancy, suspension, or expulsion.

Adult Risks: The 11 adult risks for homicide, sex offending, and violence-prone behavior, identified by Zagar and Grove (2010) based on 1,595 adults with a 99% accuracy from 18 to 89 years and 11 months, are also age-specific and share some similarities with youth risks. Infancy risks encompass court contact (parental or later as a child-youth-adult), male gender, alcohol and drug abuse (fetal exposure or later as child-teen-adult), and violent family members. Early childhood risks include significant executive dysfunction or poor decision-making in the frontal lobes and illnesses (such as ear infections, fractures, head injuries, etc.). Middle childhood risks include underachievement with poor school grades. Adolescence risks involve antisocial personality. Adulthood risks encompass poverty or low socioeconomic status, unemployment or not working, and hyperactivity or attention-deficit-hyperactivity-disorder (ADHD).

Mass-Murder Risks: A set of 16 questions to identify mass murderers, developed by Zagar et al. (2022), based on a sample of 1,253,630 spree shooters collected from media-military-police records spanning from 1936 to 2021, with 623 matched

control-normal persons (survey-monkey), achieves an accuracy of 70% or an AUC/ROC=.70. The risks span an age range from 2 to 89 years, with an average age of 32.62 years (standard deviation: 17.61). Infancy risks include elicited concern of others (indicating low decision-making) and the significant risk of a deceased male victim (indicating male gender). Middle childhood risks include suicidal behavior, threatening others, and student status. Late childhood risks encompass criminal misconduct and the significant risk of homicidal behavior. In adolescence, risks involve stressful life events and the significant risk of random violence. Adulthood risks include grievances, planning-preparation for mass murder, revenge, leaking intent to kill many, access to guns and weapons, and a school location. Figures 8 and 9 provide a visual representation of the cumulative impact on challenged youth and the prevention of challenged victims (homicides) over a 16-year period.

7. Point-Violence-Profile

The "7-Point Violence Profile," drawing from 90 years of research in 212 studies involving 320,051 individuals, demonstrates an accuracy of 70-90% within a sample of 125, with an AUC/ROC of .7-.9. Utilizing the Ask Standard Predictor and the Minnesota Multiphasic Personality Inventory (Zagar et al., 2019), this profile identifies age-specific risks across various life stages. In infancy, risks include addiction-alcoholism, whether through fetal exposure or later in life as a child-teen-adult. Early childhood introduces the risk of deception, akin to low decision-making and elicited concern. Middle childhood presents the risk of antisocial behavior, similar to court contacts and criminal misconduct. Later childhood sees the emergence of depression, mirroring risks associated with illness, suicidal behavior, and threatening behaviors. Teen years are marked by violence potential, measured with the Ask Standard Predictor and reflecting prior risks such as homicidal behavior and violent family members. Early adulthood reintroduces the risk of addiction-alcoholism, resembling previous risks for alcohol-and-drug abuse, alcohol abuse alone, and drug abuse alone. Middle adulthood is associated with schizophrenic thinking, akin to prior risks of random violence or family member physical and/or sexual abuse. Late adulthood carries the risk of paranoia or suspicious thinking towards others, correlating with experiences of physical or sexual abuse, random violence, grievances, revenge, and similar factors. Computer tests and equations provide a mechanical report, comparing self-reported and observed behavior with tens of thousands to millions of data points on these age-specific risks.

Tests-Equations to Find Risks: To measure these risks, four computer tests-equations—ASP, BASC, CAPI, and MMPI—are applied in an age-specific manner. Here are the statistics for these tests and equations.

BASC: The BASC parent-rating has a norming sample of 1,700 with an internal consistency (α) of .5, an accuracy of 80% or AUC/ROC of .8. The BASC self-report standardization sample of 900 has an internal consistency of α =.5, a precision of 80%, or AUC/ROC of .80. The BASC teacher rating is based on a sample of 1,800 with an internal consistency (α) of .5 and a sensitivity-specificity of 80% or AUC/ROC of .8. This covers an age range from 2 to 25 years and 11 months (Kamphaus & Reynolds, 2015 a, b).

BASC Infants: The BASC infant parent and teacher rating spans an age range from 2 to 5 years.

BASC Children: BASC child self-report covers 6-7 years, and parent and teacher ratings cover 8-11 years.

BASC Adolescent: BASC adolescent includes self-report, parent, and teacher ratings for ages 12-21 years.

BASC College Personality: BASC college is a self-report for ages 18-25 years.

Psynetix.com 16-Mass-Murder Questions: The 16 questions, based on a norming sample of 1,253, have an internal consistency (α) of .88, an accuracy of 70% or AUC/ROC of .704. The average age is 32.62 years with a standard deviation of 17.61 years, ranging from 2 to 88 years and 11 months.

Ask Standard Predictor Youth (ASP-Youth): This test has a self-report and a behavior-rating with an internal consistency (α) of .6. It boasts an accuracy of 91% or AUC/ROC of .91 based on a sample of 1,272. It spans from 1 month to 17 years and 11 months and can be used for risk patterns in infancy, early, middle, and late childhood, and adolescence.

Minnesota Multiphasic Personality Inventory Adolescent (MMPI-A): A self-report computer test by Butcher et al. (1989) on a norm sample of 1,620, with an internal consistency (α) of .8. It is used from 12 to 18 years with a precision of 86% or AUC/ROC of .86. It can be used for late childhood and adolescent risks.

Ask Standard Predictor Adult (ASP-Adult): This test has a self-report and a behavior-rating, both of which must be used due to deception. ASP-adult covers ages 18 to 90 with an internal consistency (α) of .6. It boasts an impressive accuracy of 99% or AUC/ROC of .99 based on a sample of 1,595. It can be used for risk patterns in early, middle, and late adulthood. The ASP adult or youth versions are available in English, Italian, Polish, and Spanish.

Ask Standard Predictor Youth or Adult (ASP-Youth/Adult) and Minnesota Multiphasic Personality Inventory Adolescent/Second MMPI-A/2: These are used in combination to test for the 7-point violence profile based on a sample of 236 with an age range of 18-51.5 years, achieving an accuracy of 97% or AUC/ROC of .97 (Zagar et al., 2013). There are samples of 74 teens and adults with the 7-point violence profile comparing normal, homicidal, and mass-murderers, with an accuracy of 97% (Zagar et al., 2022 a, b, c; Garbarino, Zagar et al., 2022).

Minnesota Multiphasic Personality Inventory Second MMPI-2: This self-report test by Butcher et al. (1992) is based on a sample of 2,600, with an internal consistency (α) of .8 and a sensitivity-specificity of 84% or AUC/ROC of .84. It has 19,000 studies and 250 federal and state appellate cases attesting to its objectivity, reliability, sensitivity, specificity, and validity (Pope, Butcher, and Seelan, 2006). The MMPI is available in 155 languages.

Child Abuse Potential Inventory (CAPI): This is either a self-report or a behavior rating of questions from 18 to 90 years, based on a sample of 4,939 with an internal consistency (α) of .6 and an accuracy of 98% or AUC/ROC of .98. It is available in five languages (Milner, 1986).

9. A 100-Year Progress: Challenged Persons Descriptors: Stairs to Success, & Case Law

Over a century since the first juvenile court was founded in Chicago, Cook County, (1899) few use tests-equations with cost-beneficial, effective diversions. These work superbly when paired with tests-equations. The efficacy of various interventions is evident in the Return on Investment (ROI) for challenged persons' progress. Infant training yields an ROI of \$20.57 for every dollar spent, while child training demonstrates an ROI of \$17.59. Interagency cooperation results in an ROI of \$25.06, and diversion programs show a return of \$21.24. Aggression training, functional family therapy, and foster care dimensional training yield ROIs of \$16.34, \$13.69, and \$11.20, respectively. Teen courts, cognitive behavior therapy, job training, drug education, and obtaining a high school diploma contribute ROIs of \$9.83, \$98.09, \$17.92, \$14.09, and \$10.90, respectively.

Legal Framework and Mandates: Federal and state laws mandate the provision of services under acts such as the American Disability Act, 94-142, IDEA, Title IX and XI, and state and federal school diversions (Zagar et al., 2013). These laws encompass a spectrum of services, including early childhood Head Start full-day preschool, parent training, occupational and physical therapy, speech therapy, elementary full-day preschool with occupational, physical, speech therapy, and social work. Additionally, psychotherapy (cognitive behavior approach) is involved in junior high and high school special education, covering occupational, physical, speech, social work, and psychotherapy. Services extend to college, technical, graduate, professional, law, medical, and nursing schools, encompassing disability accommodations and counseling.

Legal Affirmation and Case Law: The validation of computer tests and equations is reinforced by case law, as detailed in Pope, Butcher & Seelan, 2006, which cites 250 federal and state cases. Notable cases include Tarasoff vs. Regents CA, establishing a duty to warn, and cases within the realms of social security, disability, mental health, school, personal injury, and workers' compensation codes. These legal precedents solidify the importance and acceptance of computer-based assessments in various domains, providing a robust foundation for the implementation of these tools in diverse legal contexts. Next will be three case studies to show how tests-equations help find high-risk persons, a homicidal, a sex-offender and a mass-murderer.

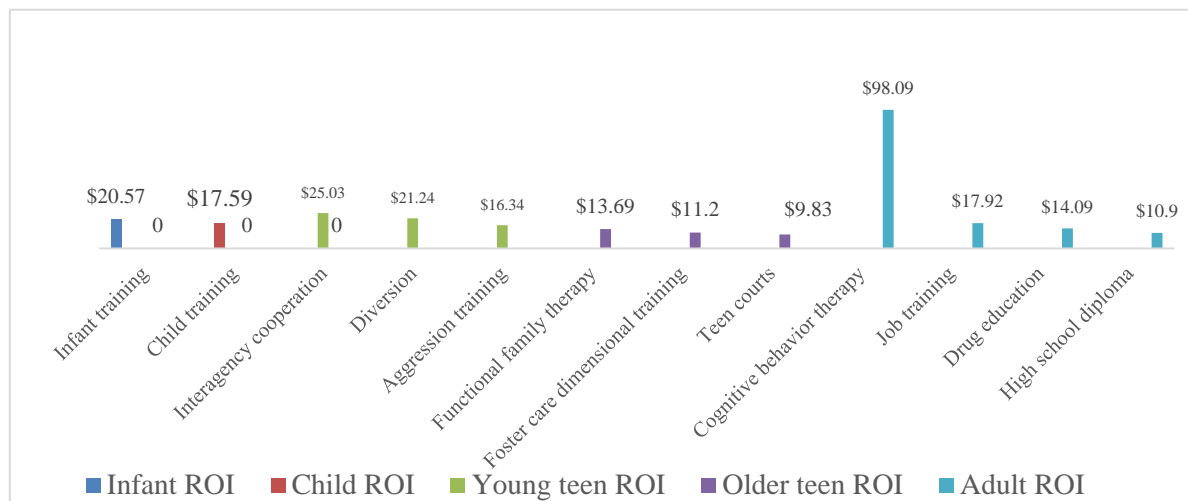


Figure 11. Cost-Beneficial, Effective Return on Investment Diversions

Case 1: Homicidal Offender: In the first case involving a homicidal offender, numerous risks and predictors were evident. Despite the availability of age-specific risks, tests-equations, and diversions throughout infancy, early, middle, and late childhood, adolescence, and adulthood, those responsible—parents, family members, physicians, teachers, principals, child advocacy groups (both private and government), police, courts, judges, lawyers, extended family, neighbors, gun manufacturers, gun shop owners, and others—chose to rely on their human judgment, overlooking warning signs and failing to utilize tests-equations. The tragic outcome of the homicide underscores the importance of holding all individuals accountable financially. Those with a duty to warn and provide mandated school, health, and mental health services should be financially liable, encouraging the adoption of tests-equations and cost-effective diversions. Trial lawyers investigating such cases can demonstrate that available risks, tests-equations, and diversions over the past 40-95 years were not applied to predict and prevent the loss of lives and injuries to victims. Holding professionals accountable along the developmental trajectory of an offender can prompt changes in liability contracts within the insurance industry, fostering mandatory continuing professional education and ultimately reducing premiums.

Table 3. Data Driven Homicide with Risks, Tests-Equations, Diversions, Return on Investment

CASE 1. Risk//Diversion/Service/ Law	0-2 years	3-7 years	4-7 years	8-11 years	12-17 years	18-40 years	41-65 years	66+ years
Garbarino, Zagar, et al., 2022 Risks	Infant (.2 small, .5 medium, .7 large, 1.7 huge)	Early risks child risks with effect size	Child risks with effect size	Adolescent risk effect size	Late teen with effect size	Early adult risk with effect size	Adult risk with effect size	Elder risk with effect size
Youth Killer/Sex-Offender 14 Risks N=1,127 a=.61 AUC/ROC=.91 Zagar & Grove, 2020	Court-contact 0.54 Male- gender 0.63 Alcohol-&- drug-abuse 0.52 (fetal exposure) Violent family 0.83 Orphan -1-step parent family 0.72 Alcohol abuse abuse (fetal exposed) Drug Abuse (fetal exposed) Physical sexual abuse 1.17 Epilepsy 0.98	Add poor social maturity 1.21 Low-decision- making 1.59 Illnesses 0.57	Add Under- Achievement 0.57 Truant, suspended, expelled 0.33	Add Alcohol & Drug Abuse 0.52, Alcohol abuse 0.41 Drug abuse 0.44				
CASE 1: A Midwestern Person Who Murders & Convicted of Homicide	Has fetal polysubstance exposure, abused and neglected first by dad jailed for murder, addicted mom, foster home grandmom, seizures	Socially immature, low decision-making, ear infections, asthma jaundice, influenza, head injuries, stitches fractured bones	Underachieving in math, reading spelling, poor grades, stuttering, absent from school, truant, suspended for fighting, expel from 1 school moves new school neighborhood	Starts using alcohol, smoking marijuana, snorting cocaine, access to fentanyl ASP Youth Behavior rating & self-report	Kills a neighbor over a stolen item shooting him with a gun obtained from a local gang member			
Tests-Equations	ASP Youth behavior rating & self-report BASC-infant parent and teacher rating	ASP Youth behavior rating & self-report BASC-child parent, self-report and teacher rating	ASP Youth behavior rating & self-report BASC-child parent, self-report and teacher rating	BASC adolescent parent self-report teacher	ASP Youth Behavior Rating Self-Report BASC adolescent parent self-report teacher MMPI-Adolescent Version	ASP-Adult Behavior Rating, Self-Report BASC-college personality test, Child Abuse Potential Inventory, MMPI-Second Edition	ASP-Adult Behavior Rating, Self-Report BASC-college personality test, Child Abuse Potential Inventory, MMPI-Second Edition	ASP-Adult Behavior Rating, Self-Report BASC-college personality Child Abuse Potential Inventory, MMPI-2
Diversions Zagar et al. 2013, Washington Policy Institute (2006)	Poor 3-4 yr. old infant training	Nurse family child training	Nurse family parent training	Interagency coordination Diversion program Aggression training	Functional family training, Foster multi- dimensional training Teen courts	Cognitive behavior therapy, Job training, Community drug training High school education	Same early adult	Same early adult
ROI return on investment Washington Policy Institute (2006) Zagar et al., 2013	20.57	17.59	2.64	25.03, 21.24, 16.34	13.69, 11.2, 9.83	98.09, 17.92, 14.09, 10.90	Same as early adult	Same as early adult

Case 2: Sex Offender: In the second case involving a sex offender, multiple entities that could have provided assistance—including physicians, government and private child custody agencies, elementary and high school staff, principals, teachers, social workers, speech, occupational, and physical therapists, psychologists, parents, extended family members, police, neighbors, ministers, rabbis, sheiks, monks, priests, gun shop owners, gun manufacturers, and others—should be held financially accountable. By neglecting to employ tests-equations and implement diversions, the opportunity to predict and prevent this individual from becoming a societal burden was missed. The age-specific risks, tests-equations, and diversions available from infancy through various life stages were not appropriately applied, leading to the unnecessary societal expense. Trial lawyers investigating cases of homicide, mass murder, or sex offenses can build a compelling case, showcasing that the available resources over the past 40-95 years were not utilized to predict and prevent harm. Holding responsible parties accountable along the developmental journey of an offender can prompt insurance-broker changes in liability contracts, emphasizing the importance of mandatory continuing professional education and contributing to a reduction in premiums.

Table 4. Data Driven Sex Offending Risks Tests-Equations Diversions Return on Investment

CASE 2								
Risk/Diversion/Service/Law	0-2 years	3-7 years	4-7 years	8-11 years	12-17 years	18-40 years	41-65 years	66+ years
Garbarino, Zagar, et al., 2022 Risks	Infant (.2 small, .5 medium, .7 large, 1.7 huge)	Early risks child risks with effect size	Child risks with effect size	Adolescent risk effect size	Late teen with effect size	Early adult risk with effect size	Adult risk with effect size	Elder risk with effect size
Adult Killer/Sex-Offender 11 Risks N = 1,5957 a=-.62 AUC/ROC= .99 Zager and Grove, 2010	Same as youth: Court-contact 0.54 Male gender 0.63 Alcohol-&- drug-abuse 0.52 (includes fetal exposure) Violent-family 0.83	Same as youth: Low-decision-making 1.59 Illnesses 0.57	Same as youth: Under-Achievement 0.57		Antisocial personality 0.25	Poverty 0.50 Not working .30 Hyperactivity (ADHD) .25		
A Serial Sex Offender Convicted Jailed with Life Sentence for Molesting, Raping Many Victims	Abused, neglected parental court contact, male, fetal polysubstance exposure, homicidal uncle, assaulter brother, post-birth jaundice, asthma	Poor decision making in school, fighting, ear infections, head injuries from falls, fractured bones, hepatitis, burned, poisoned, perinatal complications, hyperactive, seizures	Low grades, math, reading, spelling underachievement	Hospitalized in a psychiatric facility three times for weeks to a month	Stealing from stores, Robbing neighbors, Car theft, sexually harassing boys and girls	Poor, unemployed, attention deficit, molests children while babysitting, molests girlfriend's children by another man, rapes a woman coming home from work, rapes and nearly kills another female		
Tests-Equations	ASP Youth behavior rating & self-report BASC-infant parent and teacher rating	ASP Youth behavior rating & self-report BASC-child parent, self-report and teacher rating	ASP Youth behavior rating & self-report BASC-child parent, self-report and teacher rating	BASC adolescent parent self-report teacher	ASP Youth Behavior Rating Self-Report BASC adolescent parent self-report teacher MMPI-Adolescent Version	ASP-Adult Behavior Rating, Self-Report BASC-college personality test, Child Abuse Potential Inventory, MMPI-Second Edition	ASP-Adult Behavior Rating, Self-Report BASC-college personality test, Child Abuse Potential Inventory, MMPI-Second Edition	ASP-Adult Behavior Rating, Self-Report BASC-college personality Child Abuse Potential Inventory, MMPI-2
Diversions Zagar et al. 2013, Washington Policy Institute (2006)	Poor 3-4 yr. old infant training	Nurse family child training	Nurse family parent training	Interagency coordination Diversion program Aggression training	Functional family training, Foster multi-dimensional training Teen courts	Cognitive behavior therapy, Job training, Community drug training High school education	Same early adult	Same early adult
ROI return on investment Washington Policy Institute (2006) Zagar et al., 2013	20.57	17.59	2.64	25.03, 21.24, 16.34	13.69, 11.2, 9.83	98.09, 17.92, 14.09, 10.90	Same as early adult	Same as early adult

Case 3: Tragic Consequences of Untreated Mental Health Issues in a Mass-Murderer

In the third case, a distressed and bullied female worker, grappling with psychotic tendencies, tragically resorted to violence, ultimately shooting and killing others. Despite being on medication and having received treatment, this individual exhibited psychotic ruminations and hallucinations. Having a history of military service and dysfunctionality, she was never subjected to scientific tests-equations, contributing to ongoing challenges at work, including inattention, poor concentration, falling behind, and financial struggles that affected her ability to meet essential needs such as rent and taxes. Faced with the threat of income garnishment, her concerns about guns and explosives were evident to those around her. This individual displayed various warning signs, including homicidal tendencies, experiencing a stressful life event, having access to weapons, planning and preparing for violence, harboring a revenge motive, leaking intent, holding a personal grievance against her employer due to financial issues, threatening others, and having dead male victims—all indicative of many predictors of mass murder.

Unfortunately, despite the multitude of red flags, this person never underwent tests-equations, and her parents, who provided the firearm, denied any mental health issues. Numerous individuals and entities, including physicians, government and private child custody agencies, elementary and high school staff for special education services, parents, extended family members, police, military personnel, neighbors, unsecured office owners without metal detectors, human resources, security personnel, gun shop owners, gun manufacturers, and others, failed to utilize tests-equations to detect addiction-alcoholism, antisocial behavior, deception, depression, paranoia, schizophrenic thinking, and violence potential—all elements of the 7-point violence profile. Financial accountability is crucial for those who could have intervened but neglected to employ tests-equations and diversions. Holding these professionals and entities accountable would incentivize the utilization of tests-equations and diversions, ultimately preventing the increased costs for businesses and higher taxes for citizen taxpayers. The solution lies in the adoption of tests-equations and cost-beneficial, cost-effective diversions, which, despite being available for a century, have been overlooked, resulting in countless victims and substantial financial expenses over the past half-century.

Table 5. Data Driven Case Mass Murderer: Risks, Tests, Diversions, ROIs

3: Risk/Diversion/Service/Law	0-2 years	3-7 years	4-7 years	8-11 years	12-17 years	18-40 years	41-65 years	66+ years
Garbarino, Zagar, et al., 2022 Risks	Infant (.2 small, .5 medium, .7 large, 1.7 huge)	Early risks child risks with effect size	Child risks with effect size	Adolescent risk effect size	Late teen with effect size	Early adult risk with effect size	Adult risk with effect size	Elder risk with effect size
Mass murderer shoots up a school located in a mall making it a school workplace case	Female elicited concern of family, extended family, peers, teachers showed low decision making and executive dysfunction of frontal lobes	Underachieving learning disability, hyperactivity fetal polysubstance exposure earpoor infections asthma behavior emotional issues head injuries	Depressed suicidal threats attempt medications threatening others poor social maturity low grades in math reading spelling	Arrested for shoplifting, threatened to kill others, threw eggs at cars, shot a BB gun at people, places, Abusive, violent family members	With low skills can't find teenage work, randomly fighting others, abused physically, bullied in school, home, neighborhood, randomly violent	Angry, grieving at parents, school peers, teachers, revengeful because unsuccessful, no special education about intention to services, parents refuse physician at workup despite hallucinations	Buy a gun, begin planning posting messages online about intention to shoot others Angry at others for no diversion	
Tests-Equations	ASP Youth behavior rating & self-report BASC-infant parent and teacher rating	ASP Youth behavior rating & self-report BASC-child parent self-report and teacher rating	ASP Youth behavior rating & self-report BASC-child parent, self-report and teacher rating	BASC adolescent parent self-report teacher	ASP Youth Behavior Rating Self-Report BASC adolescent parent self-report teacher MMPI-Adolescent Version	ASP-Adult Behavior Rating, Self-Report BASC-college personality test, Child Abuse Potential Inventory, MMPI-Second Edition	ASP-Adult Behavior Self-Report BASC-college personality CAPI, MMPI-2	ASP-Adult Behavior, Self-BASC-college personality CAPI, MMPI-2
Diversions Zagar et al. 2013, Washington Policy Institute (2006)	Poor 3-4 yr. old infant training	Nurse family child training	Nurse family parent training	Interagency coordination program Diversion Aggression training	Functional family training, Foster multi-dimensional training Teen courts	Cognitive behavior therapy, Job training, Community drug training High school education	Same early adult	Same early adult
ROI return on investment Washington Policy Institute (2006) Zagar et al., 2013	20.57	17.59	2.64	25.03, 21.24, 16.34	13.69, 11.2, 9.83	98.09, 17.92, 14.09, 10.90	Same as early adult	Same as early adult
Profile 7-Point Violence (95 yrs. 212 studies 320051 persons N=125 AUC/ROC=.7-.9 ASP + MMPI-2/A Zagar, et al., 2019	I. Deception [L, F, MMPI-2/A] (i.e., low decision making, elicited concern)	II. Antisocial behavior [Pd, MMPI2/A] (i.e. court contacts, criminal misconduct)	III. Depression [D, MMPI-2/A] (i.e. illness, suicidal) Threatening	IV. Violence potential [ASP-youth ASP-adult, (i.e. homicidal, violent family) Addiction-alcoholism [AAS, ACK, MMPI2/A]	VI. Schizophrenic thinking [MMPI-2/A] (i.e. random violence (i.e. abused physically sexually, random violence) 0.00 [CAPI]	VII. Paranoia [Pa, MMPI2A] (i.e. grievance 0.00 revenge 0.00)		

Computer tests & equations BASC parent (N=1,700, a=.5, AUC/ROC=.8), self (N=900, a=.5, AUC/ROC=.8) Teacher (a=.5, AUC/ROC=.8, N=1,800) Kamphaus & Reynolds (2015 a, b) Psynetix.com 16 questions a=.88 (N=1,253, Mean age=32.62, SD=17.61, R=2.88 yrs.) AUC/ROC=.704	ASP-youth 1 month-17 years 11 months 30 days [2010, a=.6, AUC/ROC=.91, N=1,272] BASC infant parent teacher rating (2-5 yrs.) [1992]	ASP-youth (1 month-17 years 11 months 30 days) [2010, N=1,272] BASC child self (6-7 yrs.) parent teacher rating (8-11 yrs.) [1992]	ASP-youth (1 month-17 years 11 months, 30 days) [2010, N=1,272] BASC child parent teacher (8-11 yrs.) [1992]	ASP youth (1 month-17 years 11 months 30 days) BASC teen self, parent teacher 12-21 yrs.) [1992] MMPI-A [Butcher et al., 1989, N=1,620, a=.8]	ASP-youth (1 month-17 yrs. 11 mon. 30 days) BASC teen self, parent teacher 12-21 years MMPI-A (14-17) [Butcher, et al., 1989, N=1,620, AUC=.85]	ASP-adult (18-90 yrs.) [2010, N=1,595, a=.6, AUC/ROC=.99] [N=236, R=18=51.5 years, AUC/ROC=.97 Zagar, et al. 2013] CAPI (18-90 yrs.) [1986, N=4,939, a=.6 Milner, (1986) AUC/ROC=.98] MMPI-2 (18-90 yrs.) [1992, N=2,600, a=.8, AUC/ROC=.84]	Same early adult	Same as early adult
Diversions Zagar et al. 2013, Washington Policy Institute (2006)	Poor 3-4 yr. old infant training	Nurse family child training	Nurse family parent training	Interagency coordination Diversion program Aggression training	Functional family training, Foster multi-dimensional training Teen courts	Cognitive behavior therapy, Job training Community drug High school education	Same early adult	Same early adult
ROI return on investment Washington Policy Institute (2006) Zagar et al., 2013	20.57	17.59	2.64	25.03, 21.24, 16.34	13.69, 11.2, 9.83	98.09, 17.92, 14.09, 10.90	Same as early adult	Same as early adult
ADA 94-142 IDEA Title IX, Title XI, state & federal mandated school diversions Zagar et al., 2013	Early childhood Head Start full day preschool parent training occupational physical speech therapy	Head Start kindergarten full day preschool occupational physical speech therapy	Elementary special education occupational physical speech social work psychologist therapy	Jr. high special education occupational physical speech social work psychologist therapy	High special education occupational physical speech social work psychologist therapy	College disability accommodations counseling		
Case Law Affirming Computer Tests & equations Pope, Butcher & Seelan, 2006	Tarasoff vs regents CA duty to warn, 250 federal state appellate cases MMPI in court SSI disability mental health school personal injury	Tarasoff vs regents CA duty to warn 250 federal state appellate cases MMPI in court SSI disability mental health school personal injury law	Tarasoff vs regents CA duty to warn, 250 federal state appellate cases MMPI in court SSI disability mental health school, personal injury law	Tarasoff vs regents CA duty to warn, 250 federal state appellate cases MMPI in court SSI disability mental health school, personal injury	Tarasoff vs duty to warn, 250 federal state appellate cases MMPI in court SSI mental health school personal injury workers compensation law	Tarasoff, vs regents CA duty to warn, 250 federal state appellate cases MMPI in court SSI mental health school personal injury workers compensation law	Same as early adult	Same as early adult

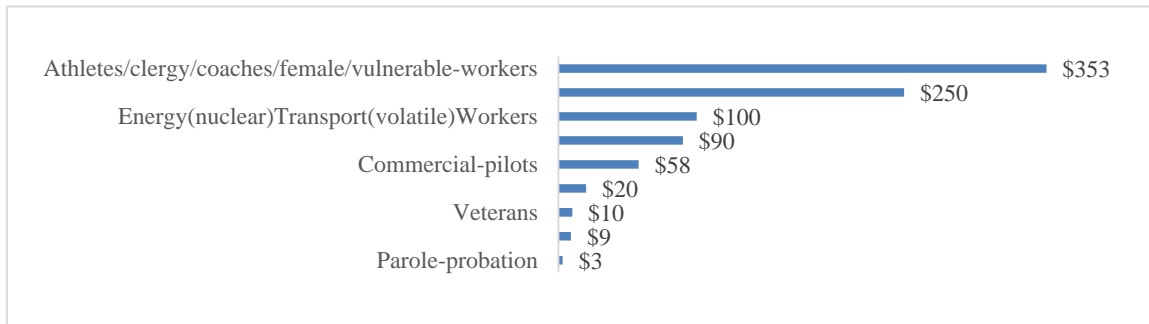


Figure 12. Return on Investment for U.S. Test-Equations Use in Various Sectors Appendix A

The return-on-investment has a R=\$3-\$323 when tests-equations are used on prisoners, workers in various sectors, abused and vulnerable.

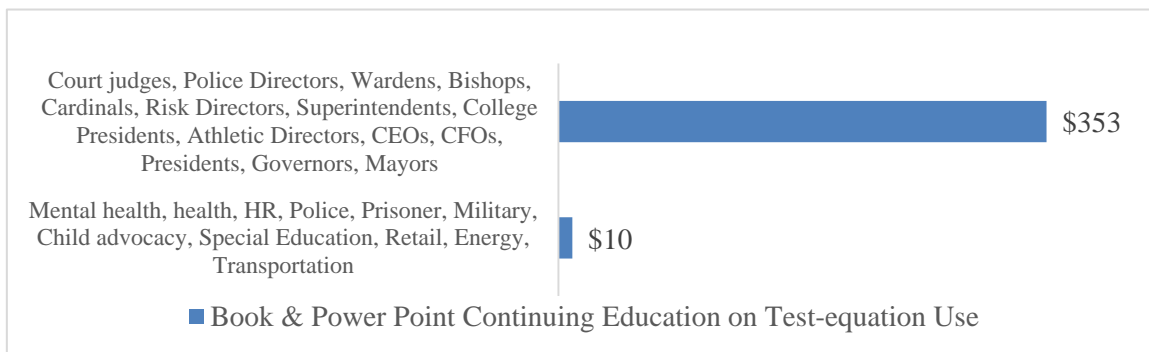


Figure 13. U.S. and World # Customers for Books-Continuing Education Power-Points Appendix B

Investing in mental and physical health, human resources, police, prisons, military, child advocacy, special education, retail, energy, and transportation through books and continuing education on tests-equations yields a substantial return on investment. Specifically, there is a \$10 return on investment for each dollar spent in these sectors. Notably, court judges, police directors, wardens, bishops, cardinals, risk directors, superintendents, college presidents, athletic directors, CEOs, CFOs, presidents, governors, and mayors can realize an even more substantial return on investment, amounting to \$353:1 when utilizing books and continuing education on machine-learning, tests-equations. This investment eventually leads to support for liability contracts, emphasizing the far-reaching benefits of incorporating these resources across various professional domains.

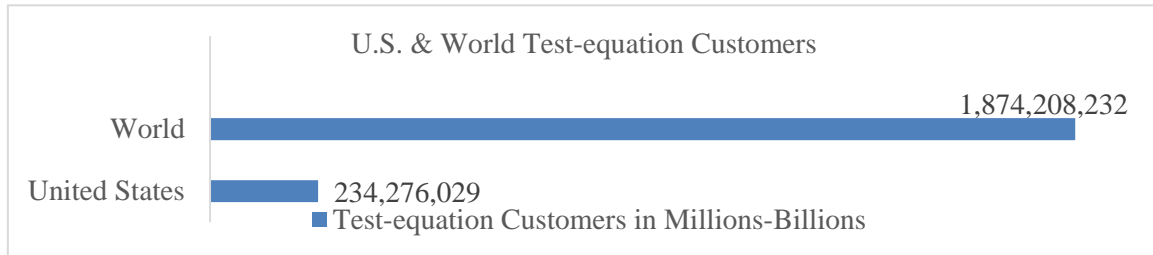


Figure 14. # U.S. & World Test Subjects for Tests-Equations Appendix A

Data are consistent with 234M US and 1.874B World persons benefiting from tests-equations to find challenged.

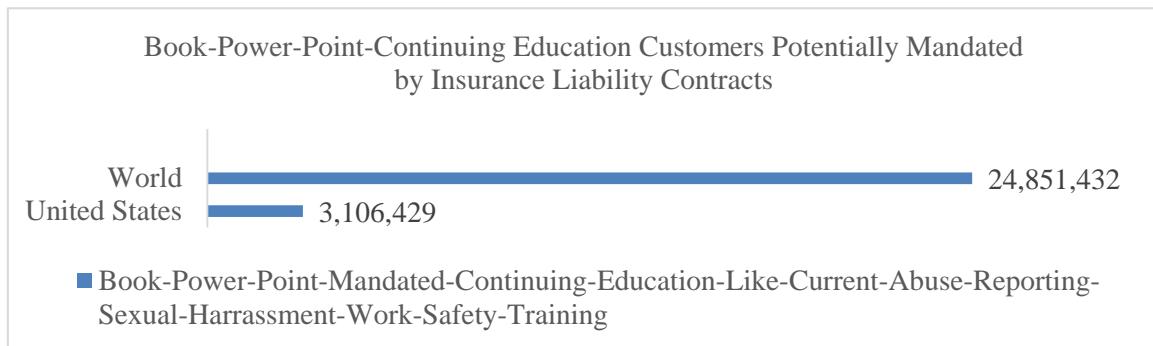


Figure 15. # U.S. & World Customers for Books-Power-Point Continuing Education See Appendix B

In sum, there are 3.1M US and 24.85M global persons who are subject to benefit from books, continuing education through the use of machine learning tests-equations which could be mandated by liability contracts.

10. Conclusion and Recommendations for Trial Lawyers, Insurance Broker and Insurers

The financial impact on business owners and taxpayer-citizens is stark, involving \$1 out of every \$8 being spent. The widespread acknowledgment of the prevalence of mass murders and sex offenders among business owners and taxpayers calls for the revisions of century-old solutions, namely the addition of tests-equations with diversions which are cost-beneficial, cost-effective. Trial lawyers play a pivotal role in effecting such change by securing larger payouts, compelling the adoption of these solutions in elementary, high school, and college/university technical schools. Simultaneously, this initiative aims to elevate the benefits for insurance brokers and companies, prompting a shift in professional liability contracts with mandatory continuing education.

Comparable training models already exist for abuse reporting, sexual harassment, and workplace safety, making the adoption of these solutions feasible. The current state of affairs, with a lack of economic incentives for change across various sectors such as courts, police, prisons, education, energy, health-mental-health, military, nonprofit-religious, police, and transportation, underscores the need for intervention. To be sure, the number of dead and injured workers has not stimulated change. Indeed, after three decades of appeals, leadership in these sectors has shown little economic motivation to change, as evidenced by the above. The responsibility for fostering a safer world now rests in the hands of trial attorneys and insurance brokers. Peer-reviewed scientific data and the wealth of over 250 federal and state appellate cases provide the foundation for trial lawyers to advocate for change. It is crucial to recognize that the status quo, with its toll on the lives of workers, is unsustainable. Businesses and taxpayers are increasingly unwilling to bear such higher

costs without a tangible shift toward a safer and more secure operating environment.

Acknowledgement

Correspondence: Joseph Kovach, Psy.D., Behavioral and Social Sciences, Calumet College St. Joseph, 2400 New York, Whiting, IN 46394, jkovach@ccsj.edu. Thanks to Jack Arbit, PhD, Boris Bartikowski PhD, James N. Butcher, PhD, Terry Ferrari, MBA, Michael Genova, JD, Dan Lowery, PhD, Roy Schieve, PhD, Darren Henderson, Roya Ayman, Alan Mead, PhD, Joel Milner, PhD, Gordon Patzer, PhD, Michael Marasco, MBA, Robert Shaw, MBA, David Beseda, Neeta Boga, Michael Dinnon, Scott Eisfeldt, Peter Garipey, Roopa Natarajan, Kristin Powell, Arshad Syed, Jacob Wilson, Ling Wang, Lei Zhao, Robert Bussell, MD, Don Langsley, MD, Bob Fenn, JD, Richard Roemer, Randall Stark, JD, Bruce Ammons, PhD, R.B. Ammons PhD, C.H. Ammons, PhD, Doug Ammons, PhD, Stephanie Isbell, PhD, Rosye & Donald Salz, Bishops Melczak, Listecki, Hying, Cardinals Bernadine, George, Cupich, Scott Trubow, Lt. Col. Scott Johnson & Michael Stewart, Glen Miller, Wyatt Sutherland, Peter Perscuitti, Robert Warman, Lloyd Korzen, Bob Seritella, Paige Dou, Tom Adamski, Dan Kindlon, PhD, George Wiegel, PhD, Ewa Baglajewski, PhD, Edith Schiller Fund at the Neurology Department, Northwestern University Medical School, Arthur Hamilton, JD, Presiding Judge, Julia Quinn Dempsey, Associate Judge, Juvenile Division, Cook County Circuit Court, Anne Burke, Illinois Supreme Court, Cardinals Dolan, Gregory, Harvey, O'Malley, Loyola President Garanzini, Jesuit Generals, Sosa Abascal, SJ, Nicol ás, SJ., letters acknowledging test-equation research receipts, Pope JPII (1995), Benedict XVI (2008), Francis (2019), Presidents Clinton (2010), Busch (2014), Trump (2016), U.S. House Speakers Hastert (2005), Ryan (2019), U.S. Council Bishops President (2019), Funding from Psynetix Laboratories, Actuarial Risk Tests, L.L.C. For mass murder data thanks to Lt. Col. Russell Baker, U.S. Air Force (Retired), Georgia State Patrol (Retired), Metro-Atlanta Police Academy Director (Retired), Psynetix Laboratories, Sherri McKittrick, Fielding Graduate University, Psychology Department, Lori Baker, Western Governors University, Business, Tom Shea, University of Chicago, Booth College Business, William Revelle, Northwestern University, Psychology Department, Leroy Bronson, for critical reviews, tests-equations, volunteer clergy, military, patients, prisoners, students, workers, and families who provided data for math & science prediction, prevention violence, cases, case studies. Gratitude to the U.S. House Representatives, Judiciary Subcommittee Crime, Terrorism, and Homeland Security Hearing, Rayburne Building, 24 July 2012, Washington, D.C., Virginia's Representative Bobby Scott, Michigan's Representative John Conyers, accessed at: <https://www.youtube.com/watch?v=AHUEJ1lwoTo&list=UUdNNcpw8arCsUp55Jwk> QAA (minute 15 & at end); Polish American Action Committee, Illinois Governor Rauner, 12, 8, 13; Society American Military Engineers (SAME), Infrastructure Partnership (TISP) Conference, 4, 8, 14 Colorado Springs, accessed at: <http://www.tisp.org/index.cfm?pid=13346>; Illinois Psychological Association, 11, 6, 15, Skokie; Association for Psychological Sciences, 5, 27, 16, Sheraton, Chicago; Chicago School Professional Psychology, 4, 17, 17, Marriott, Chicago; Chicago City Council, Public Safety Hearing, 4, 4, 7; Illinois State Legislature Black Caucus, 12, 8, 17; 2, 14, 18, Gary Diocese; Emma Cenzone, Matt Skryzniecki, Jaime Gilabert, for Italian, Polish Spanish ASP translations, and 2016, 2019, 2022 papers translated. Test-equations available at: (1) BASC-3, MMPI-2/A, Pearson Assessment.com, 1-800-627-7271; (2) CAPI, Par, Inc., 1-800-331-837-8378; and (3) ASP-Adult or Youth, Behavior-rating, Self-report, askstandardpredictor.com, 312-266-3411, ART, LLC, Chicago; (4) 16 questions, police narrative, Psynetix.com, 1-800-298-3345, Tullahoma, Tennessee.

References

- Ackerman, A. R. (2015). National estimates of registered sex offenders in the United States: Is double counting a problem? *American Journal of Criminal Justice*, *40*, 75–88. <https://doi.org/10.1007/s12103-014-9248-4>
- American Psychiatric Association. (2013). *Diagnostic and statistical manual of mental disorders* (5th ed., text rev.). Arlington, VA.: American Psychiatric Association Publishing.
- Anderson, D. A. (2023). The aggregate cost of crime in the United States, *The Journal of Law and Economics*, *64*, 4. <https://www.journals.uchicago.edu/doi/10.1086/715713>
- Anderson, W. P., Kuncze, J. T., & Rich, B. (1979) Sex offenders: Three personality types. *Journal of Clinical Psychology*, *35*, 671-676. <https://doi.org/10.1002/1097-4679>
- Andrews, D., Kiessling, J., Robinson, D., & Mickus, S. (1986). The risk principle of case classification: An outcome evaluation with young adult probationers. *Canadian Journal of Criminology*, *28*, 377-384. <https://doi.org/10.1177%2F0306624X05282556>
- Archer, R. P., & Slesinger, D. (1999). MMPI-A patters related to endorsement of suicide ideation. *Assessment*, *6*, 51-60. <https://www.ncbi.nlm.nih.gov/pubmed/9971883>
- Armentrout, J. A., & Haure, A. L. (1978). MMPI's of rapist of adults, rapists of children and non-rapist sex offenders. *Journal of Clinical Psychology*, *34*, 330-332. [https://doi.org/10.1002/1097-4679\(197804\)34:2<330::AID-JCLP2270340213>3.0.CO;2-R](https://doi.org/10.1002/1097-4679(197804)34:2<330::AID-JCLP2270340213>3.0.CO;2-R)
- Arthur, K. (2021). Gretchen Carlson: 5 years after her lawsuit vs. Roger Ailes. *Variety*, 14 June. <https://variety.com/2021/tv/news/gretchen-carlson-sexual-harassment-lawsuit-five-year-anniversary-1235010908/>
- Associated Press (2024, January 10) Judge: Lawsuit against Parkland school deputy over 2018 massacre can go to trial. *Newsday*. <https://www.newsday.com/news/nation/parkland-stoneman-douglas-school-shooting-lawsuit-florida-e28698>
- Babst, D. V., & Mannering, J. W. (1965). Probation versus imprisonment for similar types of offenders: a comparison by subsequent violations. *Journal of Research in Crime and Delinquency*, *2*, 60-71. <https://www.ncjrs.gov/App/Publications/abstract.aspx?ID=49813>
- Barnes, B. (2017, October 17). Harvey Weinstein fired on Oct. 8 resigns from company's board. *New York Times*. <https://www.nytimes.com/2017/10/17/business/media/harvey-weinstein-sexual-harassment.html>
- Bassett, A. (2023, November 16). The house that climate change built: The effort to climate-proof our housing is running into a mess of problems, including aging housing stock, out-of-date zoning laws, and NIMBY-ism. Can we build our way to a better future? *Verge*. <https://www.theverge.com/23951223/housing-climate-change-zoning-nimby-sustainable-design>
- Bennett, K. (2023). The average American household budget. *Bank rate*. <https://www.bankrate.com/banking/savings/average-household-budget/>
- Binswanger, I. A., Nguyen, A. P., Morenoff, J. D., Xu, S., & Harding, D. J. (2020). The association of criminal justice supervision setting with overdose mortality: A longitudinal cohort study. *Addiction*, *115*(12), 2329-2338. <https://doi.org/10.1111/add.15077>
- Biro, M., Vuckovic, N., & Djuric, V. (1992). Towards a typology of homicides on the basis of personality. *British Journal of Criminology*, *32*, 361-371. <https://www.ncjrs.gov/App/Publications/abstract.aspx?ID=138501>
- Bjornaas, M. A., Bekken, A. S., & Ojlert, A. *et al.* (2008). A 20-year prospective study of mortality and causes of death among hospitalized opioid addicts in Oslo. *Biomedical Central BMC Psychiatry* *8*, (8). <https://doi.org/10.1186/1471-244X-8-8>
- Bolado, C. (2012). Missouri. Jury Awards \$11M To Ex-UBS Worker For Harassment. *Law 360*. <https://www.law360.com/articles/243226/mo-jury-awards-11m-to-ex-ubs-worker-for-harassment>
- Bonta, J., & Motiuk, L. L. (1985). Utilization of an interview-based classification instrument. *Criminal Justice and Behavior*, *12*, 333-352. <http://psycnet.apa.org/doi/10.1177/0093854885012003004>
- Bonta, J., Harman, W. G., Hann, R. G., & Cormier, R. B. (1996). The prediction of recidivism among federally sentenced offenders: a revalidation of the Statistical Information on Recidivism Scale. *Canadian Journal of Criminology*, *38*, 61-79. <https://www.ncjrs.gov/App/Publications/abstract.aspx?ID=160106>
- Borden, H. G. (1928). Factors for predicting parole success. *Journal of Criminal Law and Criminology*, *19*, 328-336. <https://scholarlycommons.law.northwestern.edu/jclcl/vol19/iss3/2/>

- Briley, J. (2001). *The uninvestigated factors: Dimensions of personality and psychopathology in sex offenders*. Master's thesis at University of North Texas. <http://citeseerx.ist.psu.edu/viewdoc/download?doi=10.1.1.590.3488&rep=rep1&type=pdf>
- Brockwell, G. (2019, April 20) Bullies and black trench coats: The Columbine shooting's most dangerous myths, Washington Post. <https://www.washingtonpost.com/history/2019/04/19/bullies-black-trench-coats-columbine-shootings-most-dangerous-myths/>
- Burgess, E. W. (1929a). Is prediction feasible in social work? *Social Forces*, 8, 533-545.
- Burgess, E. W. (1929b). Predicting success or failure upon release from state institutions. *Journal of Juvenile Research*, 13, 270-284.
- Butcher, J. N., Graham, J. R., Tellegen, A., & Kaemmer, B. (1989). *Manual for the restandardized Minnesota Multiphasic Personality Inventory: MMPI-2*. Minneapolis: University of Minnesota Press.
- Butcher, J. N., Williams, C. L., Graham, J. R., Archer, R. P., Tellegen, A., Ben-Porath, Y. S., & Kaemmer, B. (1989). *Manual for the Minnesota Multiphasic Personality Inventory: MMPI-A*. Minneapolis: University of Minnesota Press.
- Carney, F. (1967). Predicting recidivism in a medium security correction institution. *Journal of Criminal Law, Criminology, and Police Science*, 58, 338-348. <https://scholarlycommons.law.northwestern.edu/cgi/viewcontent.cgi?article=5468&context=jclc>
- Carroll, J. S., & Fuller, G. B. (1971). An MMPI comparison of three groups of criminals. *Journal of Clinical Psychology*, 27, 240-242. [https://doi.org/10.1002/1097-4679\(197104\)27:2%3C240::AID-JCLP2270270227%3E3.0.CO;2-7](https://doi.org/10.1002/1097-4679(197104)27:2%3C240::AID-JCLP2270270227%3E3.0.CO;2-7)
- Challinger, D. (1974). A predictive device for parolees in Victoria. *Australian and New Zealand Journal of Criminology*, 71, 102-106.
- City News Service (2021, July 22). Lawsuit: Woman alleges foster brother impregnated her: LA County caseworker arranged abortion. *ABC Eyewitness News*. <https://abc7.com/dcfs-lawsuit-sexual-abuse-child/10904099/>
- Clark, J. H. (1952). The relationship between MMPI scores and psychiatric classification of Army general prisoners. *Journal of Clinical Psychology*, 8, 86-89. [https://psycnet.apa.org/doi/10.1002/1097-4679\(195201\)8:1%3C86::AID-JCLP2270080117%3E3.0.CO;2-Q](https://psycnet.apa.org/doi/10.1002/1097-4679(195201)8:1%3C86::AID-JCLP2270080117%3E3.0.CO;2-Q)
- Clopton, J., & Baucom, D. H. (1979). MMPI ratings of suicide risk. *Journal of Personality Assessment*, 43, 296-299. http://doi.org/10.1207/s15327752jpa4303_12
- Clopton, J., & Jones, W. (1975). Use of the MMPI in prediction of suicide. *Journal of Clinical Psychology*, 31, 52-54. https://doi.org/10.1207/s15327752jpa4303_12
- Clopton, J., Pallis, D., & Birtchnell, J. (1979). Minnesota Multiphasic Personality Inventory profile patterns of suicide attempters. *Journal of Consulting and Clinical Psychology*, 47(1), 135-139. <http://dx.doi.org/10.1037/0022-006X.47.1.135>
- Clopton, J., Post, R., & Larde, J. (1983). Identification of suicide attempter by means of MMPI profiles. *Journal of Clinical Psychology*, 39, 858-871. <https://doi.org/10.1002/1097>
- Cornell, D. G., Miller, C. & Benedick, C. P. (1988). MMPI profiles of adolescents charged with homicide. *Behavior Sciences and the Law*, 6, 401-407. <https://doi.org/10.1002/bsl.2370060308>
- Coxe, R., & Holmes, W. (2009). A comparative study of two groups of sex offenders identified as high and low risk on the static-99. *Journal of Child Sexual Abuse: Research, Treatment, & Program Innovations for Victims, Survivors, & Offenders*, 18, 137-153. <https://doi.org/10.1080/1053871090274392>
- Craig, R. J. (1995). The role of personality in understanding substance abuse. *Alcoholism Treatment Quarterly*, 13, 17-27. https://doi.org/10.1300/J020V13N01_02
- Craig, R. J. (2005). Assessing Contemporary Substance Abusers with the MMPI Mac Andrews Alcoholism Scale: A Review, *Substance Use & Misuse*, 40, 427-450. <https://doi.org/10.1081/JA-200052401>
- Craig, R. J. (2008). MMPI-based forensic-psychological assessment of lethal violence. In H.V. Hall (Ed.) *Forensic psychology and neuropsychology for criminal and civil cases*. (pp. 393-416). Boca Raton, FL: CRC Press.
- Craig, R. J., & Olson, R. E. (1990). MMPI characteristics of drug abusers with and without histories of suicide attempts. *Journal of Personality Assessment*, 55, 717-728. http://psycnet.apa.org/doi/10.1207/s15327752jpa5503&4_29

- Culhane, S. E., Hildbrand, M. M., Walker, S., & Gray, M. J. (2014). MMPI-2 characteristics of male serial murderers, *Applied Psychology in Criminal Justice*, 10(1) 21-45. Retrieved from http://dev.cjcenter.org/_files/apcj/apcjspring2014culhane.pdf_1399047242.pdf
- Daige, M. (2004). MMPI inmate profiles: Suicide completers, suicide attempters, and non-suicide controls. *Behavior Science and the Law*, 22, 833-842. <https://doi.org/10.1002/bsl.618>
- Davis, K. R., & Archer, R. P. (2010). A critical review of objective personality inventories with sex offenders. *Journal of Clinical Psychology*, 66, 1-27. <https://doi.org/10.1002/jclp.20722>
- Davis, K. R., & Sines, J. O. (1971). An antisocial behavior pattern associated with a specific MMPI profile. *Journal of Consulting and Clinical Psychology*, 36, 229-234. <http://psycnet.apa.org/doi/10.1037/h0030739>
- DeLisi, M., Ruelas, M., & Kruse, J. E. (2019). Who will kill again? The forensic value of first-degree murder convictions. *Forensic Science International: Synergy*, 1, 11-17. <https://doi.org/10.1016/j.fsisyn.2019.02.054>
- Dragisic, T., Dickov, A., Dickov, V., & Mijatovic, V. (2015). Drug addiction as risk for suicide attempts. *Materia Sociomedica*, 27(3), 188-191. <https://doi.org/10.5455msm.2015.27.188-191>
- Dragisic, T., Jovanovic, M., Dickov, V., Bugarski, I., Ivetic, O., & Miskovic, M. (2017). Heroin overdose- suicide or accident? *Military Medical and Pharmaceutical Review*. <https://doi.org/10.2298/VSP161212025D>
- Drape, J. (2013). Penn State to pay nearly \$60M to 26 abuse victims, *New York Times*, 29 October. <https://www.nytimes.com/2013/10/29/sports/ncaafootball/penn-state-to-pay-59-7-million-to-26-sandusky-victims.html>
- Duthie, B., & McIvor, D. L. (1990). A new system for cluster-coding child molester MMPI profile types. *Criminal Justice and Behavior*, 17(2), 199-214. <http://dx.doi.org/10.1177/0093854890017002004>
- Dutta, R., Boydell, J., Kennedy, N., Vanos, J., Fearon, P., & Murray, R. M. (2007). Suicide and other causes of mortality in bipolar disorder: a longitudinal study. *Psychological Medicine*, 37(6), 839-847. <https://doi.org/10.1017/S0033291707000347>. Epub 2007 Mar 12
- Erickson, W. D., Luxenberg, M. G., Walbek, N. H., & Seely, R. K. (1987). Frequency of MMPI two-point code types among sex offenders. *Journal of Consulting and Clinical Psychology*, 55, 566-570. <http://psycnet.apa.org/doi/10.1037/0022-006X.55.4.566>
- Erikson, E. H. (1994). *Identity and the Life Cycle*. New York, NY: W.W. Norton.
- Faberow, N. L., & Devries, A. G. (1967). An item differentiation analysis of MMPIs of suicidal neuropsychiatric hospital patients. *Psychological Reports*, 20, 607-617. <https://doi.org/10.2466%2Fpr0.1967.20.2.607>
- Ferguson, D., Donnell, A., Slater, S., & Fifield, J. (1975). *The prediction of juvenile offending: A New Zealand study*. Wellington, NZ: A. Shearer, Government Printer Gabriele, R. (2023). Sex offender registry rates: 2023 report. SafeHome.org.: <https://www.safehome.org/data/registered-sex-offender-stats/>
- Friedman, A. F., Archer, R. P., & Handel, R. W. (2005). Minnesota Multiphasic Personality Inventories (MMPI/MMPI-2, MMPI-A) and suicide. In R. I. Yufit & D. Lester (Eds.) *Assessment, treatment and prevention of suicidal behavior* (pp.63-91). Hoboken, N.J.: Wiley.
- Fry, F. D. (1949). A study of the personality traits of college students, and of state prison inmates as measured by the Minnesota Multiphasic Personality Inventory. *Journal of Psychology: Interdisciplinary and Applied*, 28, 439-449. <http://psycnet.apa.org/doi/10.1080/00223980.1949.9916021>
- Garbarino, J., Randmark, B., Singh, I., Kovach, J., Cenzone, E., Benko, M., Tippins, & Busch, K. G. (2022). 16-Questions to Find Mass-Murderers, Spree-Shooters, Domestic-Terrorists, and Study 1 of 232-School-Shooters with Controls and Study 2 of 6-Teen-Shooters with 11-Homicidal and 12-Control Youth Rated with Ask Standard Predictor (ASP) of Violence Potential-Youth and MMPI-A: Implications: Use Computer-Tests and Machine-Learning-Equations to Lower Insurance-Premiums and Prevent Church-Bankruptcy from Violent Offenses, *Review of European Studies*, 14(2), 1-115. <https://doi.org/10.5539/res.v14n2p115>
- Gartner, A. B., Graham, J. R., & Archer, R. P. (1992). Usefulness of the MAC scale in differentiating adolescents in normal, psychiatric and substance abuse settings. *Psychological Assessment*, 4, 133-137. <http://psycnet.apa.org/doi/10.1037/1040-3590.4.2.133>
- Geer, T. M., Becker, J. V., Gray, S. R., & Krauss, D. (2001). Predictors of treatment completion in a correctional sex offender treatment program. *International Journal of Offender Therapy and Comparative Criminology*, 45, 302-313. <https://doi.org/10.1177%2F0306624X01453003>

- Gillin, J. L. (1943). Prediction of parole success in Wisconsin. *Journal of Criminal Law and Criminology*, 34, 236-239. <https://scholarlycommons.law.northwestern.edu/cgi/viewcontent.cgi?article=3232&context=jclc>
- Glaser, D. (1962). Prediction tables as accounting devices for judges and parole decision boards. *Crime and Delinquency*, 8, 239-258. <https://doi:10.1177/001112876200800303>
- Glassmire, D., Stolberg, R., Greene, R. L., & Bongar, B. (2001). The utility of the MMPI-2 suicide items for assessing suicide potential: Development of a suicide potential scale. *Assessment*, 8, 281-290. <https://doi.org/10.1177/107318110100800304>.
- Glueck, S., & Glueck, E. T. (1950). *Unraveling juvenile delinquency*. New York: Common-Wealth Fund.
- Goldkamp, J., & Gottfredson, M. (1985). *Policy guidelines for bail: an experiment in court reform*. Philadelphia, PA: Temple University Press.
- Goldkamp, J., Gottfredson, D. M., & Jones, P. (1988). *The implementation and evaluation of bail/pretrial release guidelines in Maricopa County Superior Court, Dade County Superior Circuit Court and Boston Municipal Court*. National Institute of Justice Report. Philadelphia, PA: Temple University Press.
- Gottesman, I. I., & Prescott, C. A. (1989). Abuses of the MacAndrew MMPI Alcoholism Scale: A critical review. *Clinical Psychology Review*, 9(2), 223-242. [http://dx.doi.org/10.1016/0272-7358\(89\)90029-9](http://dx.doi.org/10.1016/0272-7358(89)90029-9)
- Gottfredson, D. M., Wilkins, L. T., & Hoffman, P. B. (1978). *Guidelines for parole and sentencing*. Lexington, MA: Lexington Books.
- Gottfredson, M., & Gottfredson, D. M. (1988) *Decision making in criminal justice: toward the rational exercise of discretion*. New York: Plenum.
- Grove, W. M., & Meehl, P. E. (1996). Comparative efficiency of informal (subjective, impressionistic) and formal (mechanical, algorithmic) prediction procedures: the clinical–statistical controversy. *Psychology, Public Policy, and Law*, 2, 293-299. <https://doi:10.1037/1076-8971.2.2.293>
- Grover, B. L. (2011). The utility of MMP-2 scores with a correctional population and convicted sex offenders. *Psychology*, 2, 638-642. https://file.scirp.org/pdf/PSYCH20110600016_82790397.pdf
- Hakeem, M. (1945). Glueck method of parole prediction applied to 1,861 cases of burglars. *Journal of Criminal Law, Criminology, and Police Science*, 36, 87-97. <https://scholarlycommons.law.northwestern.edu/jclc/vol36/iss2/3>
- Hakeem, M. (1948). The validity of the Burgess method of parole prediction. *American Journal of Sociology*, 53, 376-386. <https://www.jstor.org/stable/i328837>
- Hall, G. C. N. (1989). WAIS-R and MMPI profiles of men who have sexually assaulted children. *Journal of Personality Assessment*, 53, 404-412. http://psycnet.apa.org/doi/10.1207/s15327752jpa5302_16
- Hall, G. C. N., Graham, J. R., & Shepherd, J. B. (1991). Three methods of developing MMPI taxonomies of sexual offenders. *Journal of Personality Assessment*, 56, 2-13. http://psycnet.apa.org/doi/10.1207/s15327752jpa5601_1
- Hall, G. C. N., Maiuro, R. D., Vitaliano, P. P., & Proctor, W. C. (1986). The utility of the MMPI with men who have sexually assaulted children. *Journal of Consulting and Clinical Psychology*, 54(4), 493-496. <https://dx.doi.org/10.1037/0022-006X.54.4.493>
- Hamilton, M., & Ryan, H. (2021, March 25). USC to pay \$1.1B to settle decades of sex abuse claims vs. gynecologist. *Los Angeles Times*. <https://www.latimes.com/california/story/2021-03-25/usc-payout-gynecologist-sex-abuse-claims-to-top-1-billion>
- Hanson, R. K., & Thornton, D. (2000). Improving risk assessment for sex offenders: Comparison of 3 actuarial scales. *Law and Human Behavior*, 24, 119-136. <http://dx.doi.org/10.1023/A:1005482921333>
- Harris, G. T., Rice, M. E., & Quinsey, V. L. (1993). Violent recidivism of mentally disordered offenders: the development of a statistical prediction instrument. *Criminal Justice and Behavior*, 20, 315-335. <http://psycnet.apa.org/doi/10.1177/0093854893020004001>
- Heersink, N., & Strassburg, D. (1995). A normative and descriptive study of the MMPI with acknowledged child molesters. *Journal of Psychopathology and Behavioral Assessment*, 17, 377-391. <http://dx.doi.org/10.1007/BF02229057>
- Hempel, A. G., Meloy, J. R., & Richards, T. C. (1999). Offender and offense characteristics of a nonrandom sample of mass murderers. *Journal of American Academy of Psychiatry and the Law*, 27, 213-225. <https://psycnet.apa.org/record/1999-08219-003>

- Hoffman, P. B. (1983). Screening for risk: a revised salient factor score. *Journal of Criminal Justice*, *11*, 539-547. [http://psycnet.apa.org/doi/10.1016/0047-2352\(83\)90006-5](http://psycnet.apa.org/doi/10.1016/0047-2352(83)90006-5)
- Hoffman, P. B., & Beck, J. L. (1974). Parole decision-making: a salient factor score. *Journal of Criminal Justice*, *2*, 195-206. [https://doi.org/10.1016/0047-2352\(80\)90025-2](https://doi.org/10.1016/0047-2352(80)90025-2)
- Hoffman, P. B., & Beck, J. L. (1976). Salient factor score validation—a 1972 release cohort. *Journal of Criminal Justice*, *4*, 69-76. <https://www.ncjrs.gov/App/Publications/abstract.aspx?ID=37092>
- Hoffman, P. B., & Beck, J. L. (1980). Revalidating the salient factor score: a research note. *Journal of Criminal Justice*, *8*, 185-188. [https://doi.org/10.1016/0047-2352\(80\)90025-2](https://doi.org/10.1016/0047-2352(80)90025-2)
- Hoffman, P. B., & Beck, J. L. (1985). Recidivism among released federal prisoners: salient factor scores and five-year follow-up. *Criminal Justice and Behavior*, *12*, 501-507. <http://psycnet.apa.org/doi/10.1177/0093854885012004007>
- Holcomb, W. R., & Anderson, W. P. (1983). Alcohol and multiple drug abuse in accused murderers. *Psychological Reports*, *52*, 159-164. <https://doi.org/10.2466/pr0.1983.52.1.159>
- Holcomb, W. R., Adams, N. A., & Ponder, H. M. (1985). The development and cross-validation of an MMPI typology of murderers. *Journal of Personality Assessment*, *49*, 240-244. http://dx.doi.org/10.1207/s15327752jpa4903_4
- Holcomb, W. R., Adams, N. A., Ponder, H. M., & Anderson, W. P. (1984). Cognitive and behavioral predictors of MMPI scores in pretrial psychological evaluations of murderers. *Journal of Clinical Psychology*, *40*, 592-597. <https://psycnet.apa.org/record/1984-24910-001>
- Holland, T. R., Holt, N., & Beckett, G. E. (1982). Prediction of violent versus nonviolent recidivism from prior violent and nonviolent criminality. *Journal of Abnormal Psychology*, *91*, 178-218. <http://psycnet.apa.org/doi/10.1037/0021-843X.91.3.178>
- Hussock, H. (2022). Household size and limitations: Household costs. American Enterprise Institute. <https://www.aei.org/wp-content/uploads/2022/10/Household-Size-Limitations-and-Housing-Costs.pdf?x91208>
- Ingram, J. C., Marchioni, P., Hill, G., Caraveo-Ramos, E., & McNeil, B. (1985) Recidivism, perceived problem-solving abilities, MMPI characteristics and violence: A study of black and white incarcerated male adult offenders. *Journal of Clinical Psychology*, *41*, 425-432. [http://psycnet.apa.org/doi/10.1002/1097-4679\(198505\)41:3%3C425::AID-JCLP2270410321%3E3.0.CO;2-O](http://psycnet.apa.org/doi/10.1002/1097-4679(198505)41:3%3C425::AID-JCLP2270410321%3E3.0.CO;2-O)
- Jacobson, J., & Wirt, R. D. (1969). MMPI profiles associated with outcomes of group therapy with prisoners. In J.N. Butcher (Ed.) *Recent developments in the use of the MMPI* (pp.191-206) New York: McGraw-Hill.
- Jenkins, R. L., Hart, H. H., Sperling, P. I., & Axelrod, S. (1942). Prediction of parole success: inclusion of psychiatric criteria. *Journal of Criminal Law, Criminology, and Police Science*, *33*, 38-46. <https://scholarlycommons.law.northwestern.edu/cgi/viewcontent.cgi?article=3121&context=jclc>
- Johnson, W., Bongar, B., & Norland, M. (1999). *The suicide patient: Clinical and legal standards of care*. Washington, D.C.: American Psychological Association.
- Johnson, W., Lall, R., Bongar, B., & Norland, M. (1979). The role of objective personality inventories in suicide risk assessment: an evaluation and proposal. *Suicide and Life-Threatening Behavior*, *29*, 165-185. <https://doi.org/10.1111/j.1943-278X.1999.tb01054.x>
- Jones, P. (1991). The risk of recidivism: Evaluating the public safety implications of a community corrections program. *Journal of Criminal Justice*, *19*, 49-66. [https://doi.org/10.1016/0047-2352\(91\)90082-7](https://doi.org/10.1016/0047-2352(91)90082-7)
- Jones, P., & Goldkamp, J. (1991). The bail guidelines experiment in Dade County, Miami: a case study in the development and implementation of a policy innovation. *Justice System Journal*, *15*, 445-476. <https://doi.org/10.1111/j.1468-2311.1991.tb00703.x>
- Jones, T., Beidleman, W. B., & Fowler, R. D. (1981). Differentiating violent and nonviolent prison inmates by use of selected MMPI scales. *Journal of Clinical Psychology*, *37*, 673-678. [http://psycnet.apa.org/doi/10.1002/1097-4679\(198107\)37:3%3C673::AID-JCLP2270370340%3E3.0.CO;2-P](http://psycnet.apa.org/doi/10.1002/1097-4679(198107)37:3%3C673::AID-JCLP2270370340%3E3.0.CO;2-P)
- Kalichman, S. C. (1988a). Empirically derived MMPI profile subgroups of incarcerated homicide offenders, *Journal of Clinical Psychology*, *44*, 73-78. [https://doi.org/10.1002/1097-4679\(198811\)44:6%3C847::AID-JCLP2270440603%3E3.0.CO;2-#](https://doi.org/10.1002/1097-4679(198811)44:6%3C847::AID-JCLP2270440603%3E3.0.CO;2-#)
- Kalichman, S. C. (1988b) MMPI profiles of women and men convicted of domestic homicide. *Journal of Clinical Psychology*, *44*, 846-855. [https://doi.org/10.1002/1097-4679\(198811\)44:6%3C847::AID-JCLP2270440603%3E3.0.CO;2-#](https://doi.org/10.1002/1097-4679(198811)44:6%3C847::AID-JCLP2270440603%3E3.0.CO;2-#)

- Kalichman, S. C. (1990). Affective and personality characteristics of MMPI profile subgroups of incarcerated rapists. *Archives of Sexual Behavior, 20*, 187-197. <http://psycnet.apa.org/doi/10.1007/BF02442347>
- Kalichman, S. C. (1991). Psychopathology and personality characteristics of criminal sexual offenders as a function of victim age. *Archives of Sexual Behavior, 20*, 187-197. <https://link.springer.com/article/10.1007/BF01541943>
- Kalichman, S. C., & Henderson, M. C. (1991). MMPI profile subtypes of non-incarcerated child molesters. *Criminal Justice and Behavior, 18*, 379-396. <https://doi.org/10.1177%2F0093854891018004001>
- Kalichman, S. C., Craig, M. E., Shealy, L., Taylor, J., Szymanowski, D., & McKee, G. (2008). An empirically derived typology of adult rapists based on the MMPI: A cross-validation study. *Journal of Psychology and Human Sexuality, 2*, 165-182. http://psycnet.apa.org/doi/10.1300/J056v02n02_11
- Kalichman, S. C., Dwyer, M., Henderson, M. C., & Hoffman, L. (1992). Psychological and sexual functioning among outpatient sexual offenders against children: A Minnesota Multiphasic Personality Inventory (MMPI) cluster analytic study. *Journal of Psychopathology and Behavioral Assessment, 14*, 259-276. <https://link.springer.com/article/10.1007/BF00962632>
- Kalichman, S. C., Shealy, L., & Craig, M. E. (1990). The Use of the MMPI in predicting treatment participation among incarcerated adult rapists. *Journal of Psychology and Human Sexuality, 3*, 105-119. https://doi.org/10.1300/J056v03n02_08
- Kalichman, S. C., Szymanowski, D., McKee, G., Taylor, J., & Craig, M. E. (1989). Cluster analytically derived MMPI profile subgroups of incarcerated adult rapists. *Journal of Clinical Psychology, 45*, 149-155. [http://psycnet.apa.org/doi/10.1002/1097-4679\(198901\)45:1%3C149::AID-JCLP2270450123%3E3.0.CO;2-1](http://psycnet.apa.org/doi/10.1002/1097-4679(198901)45:1%3C149::AID-JCLP2270450123%3E3.0.CO;2-1)
- Kamphaus, R. W., & Reynolds, C. R. (2015a). *Behavior and emotional screening system*. Bloomington, Minnesota: Pearson, Psychological Corporation.
- Kamphaus, R. W., & Reynolds, C. R. (2015b). *Parent relationship questionnaire*. Bloomington, Minnesota: Pearson, Psychological Corporation.
- Kelly, M. L., Contreras, G., & Doring, C. (2021, December 13). Gymnastics settles with Nassar abuse victims. Public Broadcasting System. *All things considered*. <https://www.npr.org/2021/12/13/1063824335/usa-gymnastics-settles-with-nassar-abuse-victims>
- Kindy, D. (2023, April 15). One of America's first workplace shootings had an unlikely suspect: Prozac Washington Post. <https://www.washingtonpost.com/history/2023/04/15/louisville-shooting-prozac-standard-gravure/>
- Kohlberg, L. (1981). *The philosophy of moral development: Moral stages and the idea of justice*. San Francisco: Harper & Row, 1981.
- Langevin, R., Wright, P., & Handy, L. (1990). Use of the MMPI and its derived scales with sex offenders: I. Reliability and validity studies. *Annals of Sex Research, 3*, 245-291. <http://psycnet.apa.org/doi/10.1037/0022-006X.52.5.841>
- Lanyon, R. I. (1993). Validity of MMPI sex offender scales with admitters and no admitters. *Psychological Assessment, 5*, 302-306. <http://psycnet.apa.org/doi/10.1037/1040-3590.5.3.302>
- Lanyon, R. I., & Lutz, R. W. (1984). MMPI discrimination of defensive and non-defensive felony sex offenders. *Journal of Clinical and Consulting Psychology, 52*, 841-843. <http://psycnet.apa.org/doi/10.1037/0022-006X.52.5.841>
- Lawton, M. P., & Kleban, M. H. (1965). Prisoners' faking on the MMPI. *Journal of Clinical Psychology, 21*, 269-271. <http://psycnet.apa.org/doi/10.1037/0022-006X.52.5.841>
- Leonard, C. V. (1974). Depression and suicidality. *Journal of Consulting and Clinical Psychology, 42*, 98-104. <http://psycnet.apa.org/doi/10.1037/h0036048>
- Leonard, C. V. (1977). The MMPI as a suicide predictor. *Journal of Consulting and Clinical Psychology, 45*, 367-377. <https://psycnet.apa.org/record/1978-03605-001>
- Lester, D. (1971). MMPI scores of old and young completed suicides. *Psychological Reports, 28*, 146. <http://psycnet.apa.org/doi/10.2466/pr0.1971.28.1.146>
- Levin, S. M., & Stava, L. (1987). Personality characteristics of sex offenders: A review. *Archives of Sexual Behavior, 16*, 57-77. <https://www.ncbi.nlm.nih.gov/pubmed/3579558>
- Lidz, C. (1993). The accuracy of predictions of violence to others. *Journal of the American Medical Association, 269*, 1007-1009. <https://pubmed.ncbi.nlm.nih.gov/8429581/>

- Looney, T. F. (2007). *MMPI-2 profile comparison of intrafamilial and extrafamilial sex offenders against children*. Unpublished master's thesis. Pacific University. Retrieved from: <http://commons.pacificu.edu/ssp/18>
- Losada-Paisley, G. (1998). Use of the MMPI-A to assess personality of male delinquents who are sex offenders and non-sex offenders. *Psychological Reports*, 83, 115-122. <https://doi.org/10.2466/pr0.1998.83.1.115>
- Mannheim, H., & Wilkins, L. (1955). *Prediction methods in relation to Borstal training*. London, UK: Her Majesty's Stationery Office.
- McCreary, C. P. (1975). Personality differences among child molesters. *Journal of Personality Assessment*, 39, 591-593. https://doi.org/10.1207/s15327752jpa3906_7
- McKee, G. R., Shea, S. J., Mogy, R. B., & Holden, C. E. (2001). MMPI-2 profiles of filicidal, matricidal, and homicidal women. *Journal of Clinical Psychology*, 57(3), 367-374. <https://www.ncbi.nlm.nih.gov/pubmed/11241366>
- McKeowan, J. (2023). Which U.S. dioceses have declared bankruptcy? Catholic News Agency. 24 July. : <https://www.catholicnewsagency.com/news/253644/which-us-dioceses-have-declared-bankruptcy-here-s-a-map#:~:text=U.S.%20Dioceses%20in%20Bankruptcy&text=The%20dioceses%20currently%20in%20the,%2C%20Santa%20Fe%2C%20and%20Syracuse>.
- Meehl, P. (1954). *Clinical versus statistical prediction*. Minneapolis, MN: University of Minnesota.
- Megargee, E. I. (2006). *Using the MMPI-2 in criminal justice and correctional settings*. Minneapolis, MN: University of Minnesota Press.
- Megargee, E. I. (2008). Understanding and assessing aggression and violence. In J. N. Butcher, J. Perry, & B. L. Dean (Eds.), *Oxford handbook of clinical and personality assessment*. New York: Oxford University Press.
- Megargee, E. I. (Ed.) (1977). A new classification system for criminal offenders [Special issue]. *Criminal Justice and Behavior*, 11(3). <https://doi.org/10.1177/0093854884011003007>
- Megargee, E. I., & Bohn, M. J. (1977). IV: Empirically determined characteristics of the ten types. *Criminal Justice and Behavior*, 4, 149-210.
- Megargee, E. I., Carbonell, J. L., Bohn, M. J., & Sliger, G. L. (2001). *Classifying criminal offenders with the MMPI-2: The Megargee system*. Minneapolis, MN: University of Minnesota Press.
- Memmot, M. (2012). California woman awarded \$168M in workplace harassment case. WBEZ Chicago, National Public Broadcasting Radio. 2 March. :<https://www.npr.org/sections/thetwo-way/2012/03/02/147798139/california-woman-awarded-168-million-in-workplace-harassment-case>
- Metzner, R., & Weil, G. (1963). Predicting recidivism: base rates for Massachusetts Correctional Institution. *Journal of Criminal Law, Criminology, and Police Science*, 54, 307-316. <https://scholarlycommons.law.northwestern.edu/cgi/viewcontent.cgi?referer=https://www.google.com/&httpsredir=1&article=5174&context=jclc>
- Micucci, J. A. (2003). Accuracy of MMPI-A scales ACK, MAC-R, and PRO in detecting comorbid substance abuse among psychiatric inpatients. *Assessment*, 9, 111-122. <https://doi.org/10.1177/10791102009002001>
- Miller, T. R., Cohen, M. A., & Wiersema, B. (1996). *Victim costs and consequences: A new look*. National Institute of Justice Research Report (Ncj-155282, Feb.) Washington, DC: U.S. Department of Justice.
- Miller, T. R., Swedler, D.I., Lawrence, B. A., Bina, A., Ian, R., Rocket, H, Carlson, N. N., & Leonardo, J. (2020). Incidence and lethality of suicidal overdoses by drug class. *Journal of the American Medical Association, Network Open, Psychiatry*, 3, 3.
- Milner, J. S. (1986). *Child Abuse Potential Inventory*. DeKalb, Illinois: Psyctec, ParInc. *An interpretative manual for the Child Abuse Potential Inventory*.
- Monachesi, E. D. (1932). *Prediction factors in probation*. Hanover, NH: The Sociological Press.
- Monahan, J. (1981). *Predicting violent behavior: an assessment of clinical techniques*. Beverly Hills, CA: Sage.
- Monahan, J. (1996). Violence prediction. *Criminal Justice and Behavior*, 23, 107-120. <https://doi.org/10.1177/0093854896023001008>
- Monahan, J. (2006). A jurisprudence of risk assessment: forecasting harm among prisoners, predators, and patients. *Virginia Law Review*, 92, 391-435. <https://virginialawreview.org/articles/jurisprudence-risk-assessment-forecasting-harm-among-prisoners-predators-a>

nd/

- Monahan, J., Steadman, H. J., Appelbaum, P. S., Robbins, P. C., Mulvey, E. P., Silver, E., ... & Grisso, T. (2000). Developing a clinically useful actuarial tool for assessing risk. *British Journal of Psychiatry*, *176*, 312-319. <https://doi.org/10.1192/bjp.176.4.312>
- Nuffield, J. (1982). *Parole decision making in Canada: research towards decision guidelines*. Communication Division, Solicitor General Canada, Minister of Supply and Services Canada, Ottawa, Ontario.
- O'Connor, S. A. (1990). Personality characteristics of sex offenders: A comparison of the MMPI and MCMI. Unpublished master's thesis. Simon Fraser University Psychology Department, November. <https://pdfs.semanticscholar.org/146a/aff08c15796f4b25f628048627c1425d2b4e.pdf>
- Ohlin, L. E. (1951). *Selection for parole: a manual of parole prediction*. New York: Russell Sage Found.
- Ohlin, L. E., & Duncan, O. D. (1949). The efficiency of prediction in criminology. *American Journal of Sociology*, *54*, 441-451. <https://doi.org/10.1086/220398>.
- Oliver, M. E., Coupland, R. B. A., & Kurtenbach, T. J. A. (2018). Risk needs responsivity applications of the MMPI-2 in sexual offender assessment. *Psychology, Crime and Law*, *24*, 1. <http://dx.doi.org/10.1080/1068316X.2018.1438434>
- One Summer Chicago (2023). One Summer Chicago Program. Retrieved from: <http://www.onesummerchicago.org/faq/>
- Pallis, D. J., & Birtchnell, J. (1977). Seriousness of suicide attempt in relation to personality. *British Journal of Psychiatry*, *130*, 253-259. <http://psycnet.apa.org/doi/10.1192/bjp.130.3.253>
- Panton, J. H. (1976). Personality characteristics of death-row prison inmates. *Journal of Clinical Psychology*, *32*, 306-309. [http://psycnet.apa.org/doi/10.1002/1097-4679\(197604\)32:2%3C306::AID-JCLP2270320224%3E3.0.CO;2-M](http://psycnet.apa.org/doi/10.1002/1097-4679(197604)32:2%3C306::AID-JCLP2270320224%3E3.0.CO;2-M)
- Panton, J. H. (1978). Personality differences appearing between rapists of adults, rapists of children and non-violent sexual molesters of female children. *Research Communications in Psychology, Psychiatry and Behavior*, *3*, 385-393. <http://psycnet.apa.org/record/1980-21289-001>
- Pavelka, F. L. (1986). Psychosocial characteristics of parolees in forensic social work. *Journal of Psychiatry and Law*, *14*, 217-223. <http://psycnet.apa.org/record/1988-10959-001>
- Persons, R. W., & Marks, P. A. (1971). The violent 4-3 MMPI personality type. *Journal of Clinical Psychology*, *36*(2), 189-196. <http://psycnet.apa.org/doi/10.1037/h0030742>
- Piaget, J. (1962). The stages of the intellectual development of the child. *Bulletin of the Menninger Clinic*, *26*(3), 120-128. <https://psycnet.apa.org/record/1964-04060-001>
- Pietrulewicz, B. (2006). Personality profiles for sexual abusers based on the MMPI-2. *Polskie Forum Psychologiczne, (Polish Psychological Forum)* *11*, 173-178. <https://repozytorium.ukw.edu.pl/bitstream/handle/item/906/Bogdan%20Pietrulewicz%20Personality%20Profiles%20for%20Sexual%20Abusers%20Based%20on%20the%20MMPI-2.pdf?sequence=1&isAllowed=y>
- Poeldinger, W. P., Gehring, A., & Blaser, P. (1973). Suicide risk and MMPI scores, especially as related to anxiety and depression. *Suicide and Life-Threatening Behavior*, *3*, 147-153. <https://doi.org/10.1111/j.1943-278X.1973.tb00981.x>
- Polimeni, A. M., Moore, S. M., & Gruenert, S. (2010). MMPI-2 profile of clients with substance dependencies accessing a therapeutic community treatment facility. *Drug and Alcohol Review*, *29*, 546-550. <https://doi.org/10.1111/j.1465-3362.2010.00175.x>
- Pompili, M., Innamorati, M., Di Vittorio, C., Baratta, S., Masotti, V., Badaracco, A., ... & Amore, M. (2014). Unemployment as a risk factor for completed suicide: a psychological autopsy study. *Archives of Suicide Research*, *18*, 181-192. <https://doi.org/10.1080/13811118.2013.8034>
- Pompili, M., Rihmer, Z., Akiskal, H. S., Innamorati, M., Iliceto, P., Akiskal, K. K., ... & Girardi, P. (2008). Temperament and Personality Dimensions in Suicidal and Nonsuicidal Psychiatric Inpatients: 322 First-Episode Psychosis: Diagnostic St *Psychopathology*, *48*, 313-321. <https://www.karger.com/Article/Pdf/164986>
- Pope, K. S., Butcher, J. N., & Seelen, J. (2006). *MMPI, MMPI-2, and MMPI-A in court, a practical guide for expert witnesses and attorneys*. Washington, DC: American Psychological Association. <http://dx.doi.org/10.1037/11437-000>
- Quinsey, V. L., Arnold, L. S., & Pruesse, M. G. (1980). MMPI profiles of men referred for a pretrial psychiatric

- assessment as a function of offense type. *Journal of Clinical Psychology*, 36, 410-417. <http://psycnet.apa.org/doi/10.1002/jclp.6120360204>
- Quinsey, V. L., Harris, G. T., Rice, M. E., & Cormier, C. A. (1998). *Violent offenders: appraising and managing risk*. Washington, DC: American Psychological Association
- Quinsey, V. L., Harris, G. T., Rice, M. E., & Cormier, C. A. (2006). *Violent offenders: appraising and managing risk*. (2nd ed.) Washington, DC: American Psychological Association.
- Quinsey, V. L., Harris, G. T., Rice, M. E., & Cormier, C. A. (2015). *Violent offenders: appraising and managing risk*. (3rd ed.) Washington, DC: American Psychological Association.
- Rader, C. M. (1977). MMPI profile types of expositors, rapists, and assaulters in a court services population. *Journal of Consulting and Clinical Psychology*, 45, 61-69. <http://psycnet.apa.org/doi/10.1037/0022-006X.45.1.61>
- Ravensborg, M., & Foss, A. (1969). Suicide and natural death in a state hospital population: A comparison of admission complaints, MMPI profiles, and social competence factors. *Journal of Consulting and Clinical Psychology*, 33, 466-471. <http://psycnet.apa.org/record/1969-16032-001>
- Ray, M. (2016) Orlando shooting of 2016, timeline, motive, deaths, and facts. *Britannica*. <https://www.britannica.com/event/Orlando-shooting-of-2016>.
- Ray, M. (2024). Sandy Hook Elementary School shooting, facts and timeline, *Britannica*. <https://www.britannica.com/event/Sandy-Hook-Elementary-School-shooting>
- Redden, E. (1939). Embezzlement: a study of one kind of criminal behavior with prediction tables based on fidelity insurance records. Unpublished doctoral dissertation. University of Chicago, Chicago, Illinois.
- Redden, E. (1939). Embezzlement: a study of one kind of criminal behavior with prediction tables based on fidelity insurance records. Unpublished doctoral dissertation. University of Chicago, Chicago, Illinois.
- Redfin (2023). Business Wire, A Berkshire Hathaway Company. Homes are selling for near-record highs as supply falls to new low, demand picks up. <https://www.businesswire.com/news/home/20230717644914/en/Homes-Are-Selling-for-Near-Record-Highs-as-Supply-Falls-to-New-Low-Demand-Picks-Up>
- Reuters (2011). Ashley Alford's verdict: \$95M for sexual harassment. 14 June. <https://www.reuters.com/article/idUS710426016/>
- Reynolds, C. R., & Kamphaus, R. W. (1992) *Behavior Assessment System for Children (BASC): Manual*. Circle Pines, MN: American Guidance Service.
- Reynolds, C. R., & Kamphaus, R. W. (2004) *Behavior Assessment System for Children Second Edition (BASC-2): Manual*. Circle Pines, MN: American Guidance Service.
- Rice, M. E., & Harris, G. T. (1997). Cross-validation and extension of the Violence Risk Appraisal Guide for child molesters and rapists. *Law and Human Behavior*, 21, 231-241. <http://psycnet.apa.org/doi/10.1023/A:1024882430242>
- Rice, M. E., Harris, G. T., & Quinsey, V. L. (1996). Treatment for forensic patients. In B.D. Sales & S. A. Shah (Eds.), *Mental health and law: research, policy and service*. New York: Academic Press. Pp. 141-189.
- Romeo, L., Balducci, C., Quintarelli, E., Riolfi A., Pelizza L., Serpelloni, A., ... & Perbellini, L. (2013). MMPI-2 personality profiles and suicide ideation and behavior in victims of bullying at work: A follow-up study. *Violence and Victims*, 28, 1000-1014. <https://www.ncbi.nlm.nih.gov/pubmed/24547677>
- Romo, J. D. (2009). An examination of the classification types and MMPI-2 characteristics of organized and disorganized murderers. *FBI Law Enforcement Bulletin*, 54, 18-25. <https://www.ojp.gov/ncjrs/virtual-library/abstracts/crime-scene-and-profile-characteristics-organized-and-disorganized>
- Rosen, E., & Mink, S. H. (1961). Desirability of personality traits as perceived by prisoners. *Journal of Clinical Psychology*, 17, 147-151. [http://psycnet.apa.org/doi/10.1002/1097-4679\(196104\)17:2%3C147::AID-JCLP2270170212%3E3.0.CO;2-A](http://psycnet.apa.org/doi/10.1002/1097-4679(196104)17:2%3C147::AID-JCLP2270170212%3E3.0.CO;2-A)
- Roush, T. (2013, September, 25). Racist Texas Walmart shooter must pay victims' families \$5 Million, *Forbes*. <https://www.forbes.com/sites/tylerroush/2023/09/25/racist-texas-walmart-shooter-must-pay-victims-families-5-million/?sh=3257f0f3358c>.
- Rowe, P. (2017, September 10). A decade after settling sex abuse cases, the Diocese of San Diego still copes with the

- fallout. *San Diego Tribune*.
<https://www.sandiegouniontribune.com/news/religion/sd-me-diocese-20170802-story.html>
- Ruiz, J. (2018, June 7). Ruling vs. Long Beach private school former coach award \$25.5M to victim of sex abuse. *Long Beach Post News*.
<https://lbpost.com/news/crime/ruling-against-long-beach-private-school-former-coach-awards-25-5-million-to-teen-age-victim-of-sexual-abuse/>
- Sandomir, R. (2007, December 11). Garden settles harassment case for \$11.5M, *New York Times*.
<https://www.nytimes.com/2007/12/11/sports/basketball/11garden.html>
- Santa Monica Daily, (2023, April 26). City settles all Uller abuse claims for a total of \$229.8 million.
<https://smdp.com/2023/04/26/city-settles-all-uller-abuse-claims-for-a-total-of-229-8-million/>
- Sendbuehler, J. M., Kincel, D. D., Nemeth, G., & Oertel, J. (1979). Dimensions of seriousness attempted suicide: Significance of the Mf scale in suicidal MMPI profiles. *Psychological Reports*, 44, 343-361.
<http://psycnet.apa.org/doi/10.2466/pr0.1979.44.2.343>
- Sepaher, I., Bongar, B., & Greene, R. L. (1999). Code type base rates for the “I mean business” suicide items of the MMPI-2. *Journal of Clinical Psychology*, 55, 1167-1173.
[http://psycnet.apa.org/doi/10.1002/\(SICI\)1097-4679\(199909\)55:9%3C1167::AID-JCLP13%3E3.0.CO;2-6](http://psycnet.apa.org/doi/10.1002/(SICI)1097-4679(199909)55:9%3C1167::AID-JCLP13%3E3.0.CO;2-6)
- Sepejak, D. S., Menzies, R. J., Webster, C. D., & Jensen, F. A. C. (1983). Clinical predictions of dangerousness: two-year follow-up of 408 pretrial forensic cases. *Bulletin of the American Academy of Psychiatry and the Law*, 11, 171-180.
Retrieved from
https://www.researchgate.net/publication/16580401_Clinical_predictions_of_dangerousness_Two-year_follow-up_of_408_pre-trial_forensic_cases
- Shea, S. J., & McKee, G. R. (1996). MMPI-2 profiles of men charged with murder or other offenses. *Psychological Reports*, 78, 1039-1042. [http://psycnet.apa.org/doi/10.1016/0160-2527\(95\)00008-6](http://psycnet.apa.org/doi/10.1016/0160-2527(95)00008-6)
- Shealy, L., Kalichman, S. C., Henderson, M. C., Szymanowski, D., & McKee, G. (1991). MMPI profile subtypes of incarcerated sex offenders against children. *Violence and Victims*, 6, 201-212.
<https://www.ncbi.nlm.nih.gov/pubmed/1818618>
- Singleton, C. R., Winata, F., Adams, A. M. McLafferty, S. L., Sheehan, K. M., & Zenk, S. N. (2002) County-level associations between food retailer availability and violent crime rate. *BMC Public Health*. Vol. 22.
<https://doi.org/10.1186/s12889-022-14415-y>
- Soothill, K., Francis, B., & Liu, J. (2008). Does serious offending lead to homicide? Exploring the interrelationships and sequencing of serious crime *The British Journal of Criminology*, 48(4), 522. <http://dx.doi.org/10.1093/bjc/azn028>
- Southern Bank Company (2023). 2024 Small business revenue statistics.
<https://altline.sobanco.com/small-business-revenue-statistics/>
- Spans, M., Barendregt, M., Muller, E., de Beurs, E., Nijman, H., & Rinne, T. (2009). MMPI profiles of males accused of severe crimes: A cluster analysis. *Psychology Crime and Law*, 15, 441-450.
<https://doi.org/10.1080/10683160802356704>
- Spirito, A., Faust, D., Myers, B., & Bechtel, D. (1988). Clinical utility of the MMPI in evaluation of adolescent suicidal attempters. *Journal of Personality Assessment*, 52, 201-211. https://doi.org/10.1207/s15327752jpa5202_2
- Staff reporters (2020, December 4). Bankruptcy court approves diocese plan with \$22.5M to 70 survivors of 41 clergy sex abuse. *Saint Cloud Times*.
<https://www.sctimes.com/story/news/local/2020/12/04/diocese-st-cloud-pay-22-5-m-survivors-sex-abuse/3824094001/>
- Stander, V. A., Merrill, L. L., Thomsen, C. J., Crouch, J. L., & Milner, J. S. (2008). Premilitary adult sexual assault victimization and perpetration in a Navy recruit sample. *Journal of Interpersonal Violence*, 23, 1636-1653.
<http://dx.doi.org/10.1177/0886260508314325>
- Statista (2024). Number of mass shootings in the United States between 1982 and December 2023.
<https://www.statista.com/statistics/811487/number-of-mass-shootings-in-the-us/>
- Statista (2024). U.S. wages and salaries - statistics & facts. <https://www.statista.com/topics/789/wages-and-salary/>
- Steadman, H. J. (1983). Predicting dangerousness among the mentally ill: art, magic, and science. *International Journal of Law and Psychiatry*, 6, 381-390. [http://psycnet.apa.org/doi/10.1016/0160-2527\(83\)90025-0](http://psycnet.apa.org/doi/10.1016/0160-2527(83)90025-0)

- Stein, L. A. R., & Graham, J. R. (2005). Ability of substance abusers to escape detection on the Minnesota Multiphasic Personality Inventory Adolescent (MMPI-A) in a juvenile correctional facility. *Assessment*, 12(1) 28-39. <https://dx.doi.org/10.1177%2F1073191104270838>
- Stein, L. A. R., Graham, J. R., Ben-Porath, Y. S., & McNulty, J. L. (1999). Using the MMPI-2 to detect substance abuse in an outpatient mental health setting. *Psychological Assessment*, 11, 94-100. <http://psycnet.apa.org/doi/10.1037/1040-3590.11.1.94>
- Sutker, P. P., Allain, A. N., & Geyer, S. (1978). Female criminal violence and differential MMPI characteristics. *Journal of Consulting and Clinical Psychology*, 46, 1141-1143. <http://psycnet.apa.org/doi/10.1037/0022-006X.46.5.1141>
- Svanum, S., & Ehrmann, L. (1992). Alcoholic subtypes and the MacAndrew Alcoholism Scale. *Journal of Personality Assessment*, 58, 411-422. https://doi.org/10.1207/s15327752jpa5802_17
- Svanum, S., & Ehrmann, L. (1993). The validity of the MMPI in identifying alcoholics in a university setting. *Journal of Studies on Alcohol*, 54, 722-729. http://psycnet.apa.org/doi/10.1207/s15327752jpa6002_15
- Svanum, S., McGrew, J., & Ehrmann, L. (1994). Validity of the substance abuse scales of the MMPI-2 in a college student sample. *Journal of Personality Assessment*, 62, 427-439. http://psycnet.apa.org/doi/10.1207/s15327752jpa6203_4weed
- Tammes, P. (2022). An epidemiological perspective on the investigation of genocide. *Frontiers of Epidemiology*, 3. <https://doi.org/10.3389/fepe.2022.844895>.
- Tarter, R. E., Templer, D. I., & Perley, R. L. (1975). Social role orientation and pathological factors in suicide attempts of varying lethality. *Journal of Community Psychology*, 3, 295-299. [https://psycnet.apa.org/doi/10.1002/1520-6629\(197507\)3:3%3C295::AID-JCOP2290030315%3E3.0.CO;2-C](https://psycnet.apa.org/doi/10.1002/1520-6629(197507)3:3%3C295::AID-JCOP2290030315%3E3.0.CO;2-C)
- Taylor, D. B. (2023, February 14). What we know about the Michigan State University shooting. *New York Times*. <https://www.nytimes.com/2023/02/14/us/michigan-state-university-shooting.html>
- Tibbits, C. (1931). Success or failure on parole can be predicted. *Journal of Criminal Law and Criminology*, 22, 11-50. <https://scholarlycommons.law.northwestern.edu/cgi/viewcontent.cgi?article=2211&context=jclc>
- Tikkanen, A. (2023). Virginia Tech shooting, victims, shooter and timeline. *Encyclopedia Britannica*. <https://www.britannica.com/event/Virginia-Tech-shooting>
- Tomak, S., Wechsler, F. S., Ghahramanlou-Holloway, M., Virden, T., Nademin, M. E. (2009). An empirical study of the personality characteristics of internet sex offenders. *Journal of Sexual Aggression*, 15, 139-148. <https://doi:10.1080/13552600902823063>
- Urban Institute (2021). *Criminal justice expenditure, police, corrections, courts*. <https://www.urban.org/policy-centers/cross-center-initiatives/state-and-local-finance-initiative/state-and-local-backgrounders/criminal-justice-police-corrections-courts-expenditures>
- Van Vechten, C. C. (1933). A study of success and failure of 1,000 delinquents to a boy's republic. Unpublished doctoral dissertation, University of Chicago, Chicago, IL.
- Vikert, B., & Zahnd, W. (1965). Parole: low and high-risk parolees. *Canadian Journal of Corrections*, 7, 37-48.
- Voice of America News (2021). 28 October Justice Department announces \$88 Million settlement in 2015 South Carolina church shooting due to negligence in stopping shooter from obtaining permit to own gun.: <https://www.voanews.com/a/justice-department-announces-88-million-settlement-in-2015-south-carolina-church-shooting-/6289603.html>
- Vold, G. B. (1930). Factors entering into success or failure of Minnesota men on parole. *Publications of the American Sociological Society*, 24, 167-169.
- Vold, G. B. (1931). *Prediction methods and parole*. Hanover, NH: The Sociological Press.
- Vold, G. B. (1935). Prediction methods applied to problems of classification within institutions. *Journal of Criminal Law and Criminology*, 26, 202-209.
- Walsh, C. G., Ribeiro, J. D., & Franklin, J. C. (2017). Predicting Risk of Suicide Attempts Over Time Through Machine Learning. *Clinical Psychological Science*, 1-12. <https://doi.org/10.1177%2F2167702617691560>
- Walters, G. D. (1987). Child sex offenders and rapists in a military prison setting. *International Journal of Offender Therapy and Comparative Criminology*, 31, 261-269. <https://www.ojp.gov/ncjrs/virtual-library/abstracts/child-sex-offenders-and-rapists-military-prison-setting>

- Ward, P. G. (1968). The comparative efficiency of different techniques in prediction scaling. *Australian and New Zealand Journal of Criminology*, 2, 109-112. <https://doi.org/10.1177/000486586800100204>
- Warner, S. B. (1923). Factors determining parole from the Massachusetts Reformatory. *Journal of Criminal Law and Criminology*, 14, 172-207. <https://scholarlycommons.law.northwestern.edu/cgi/viewcontent.cgi?article=1899&context=jclc>
- Washington State Policy Institute (2006). Evidence based, public policy options to reduce future prison construction, criminal justice costs, and crime rate. Seattle, WA: Washington State University Press.
- Wasyliw, O. E., Grossman, L. S., Haywood, T. W., & Cavanaugh, J. L. (1988). The detection of malingering in criminal forensic groups: MMPI validity scales. *Journal of Personality Assessment*, 52(2), 321-333. http://psycnet.apa.org/doi/10.1207/s15327752jpa5202_13
- Waters, B. G. H., Sendbuchler, J. M., Kineel, R. I., Boodousingh, L. A., & Marchenko, I. (1982). The use of the MMPI for the differentiation of suicide and non-suicide depressions. *Canadian Journal of Psychiatry*, 27, 663-667. <https://doi.org/10.1177/070674378202700811>
- Watkins, W. U. (2000). MMPI-2 profile configurations associated with convicted sex offenders from two West Virginia department of correction facilities. *Dissertation Abstracts International: Section B: The Sciences & Engineering*, 60(11-B), 5798.
- Watson, C., Klett, W., Walters, C., & Laughlin, P. (1983). Identification of suicide episodes with the MMPI. *Psychological Reports*, 53, 919-922. <https://dx.doi.org/10.2466/pr0.1983.53.3.919>
- Watson, C., Klett, W., Walters, C., & Vassar, P. (1984). Suicide and the MMPI: A cross validation of predictors. *Journal of Clinical Psychology*, 40, 115-119.
- Weed, N. C., Butcher, J. N., & Williams, C. L. (1994). Development of MMPI-A alcohol/drug problem scales. *Journal of Studies on Alcohol*, 55, 296-302. <http://dx.doi.org/10.15288/jsa.1994.55.296>
- Weed, N. C., Butcher, J. N., McKenna, T., & Ben-Porath, Y. S. (1992). New measures for assessing alcohol and drug abuse with the MMPI-2: the APS and AAS. *Journal of Personality Assessment*, 58, 389-404. https://doi.org/10.1207/s15327752jpa5802_15
- Weeks, H. A. (1943). Predicting juvenile delinquency. *American Sociological Review*, 8, 40- 46.
- Wikipedia (2024). 2017 Las Vegas shooting. https://en.wikipedia.org/wiki/2017_Las_Vegas_shooting.
- Wikipedia (2024). Sutherland Springs Church shooting. https://en.wikipedia.org/wiki/Sutherland_Springs_church_shooting
- Wilson, S. C. (1994). *MMPI-2 profile differences among sex offender groups*. Unpublished master's thesis, Emporia State University. <http://hdl.handle.net/123456789/1721>
- Winter, D. (2021). Minneapolis police workers' comp claims have skyrocketed. *Minnesota Reformer*. 21 June.: <https://minnesotareformer.com/2021/06/21/minneapolis-police-workers-comp-claims-skyrocket-after-civil-unrest>.
- Winton, R. (2022). Jury awards \$102.5M to 2 students molested by San Jose music teacher. *LA Times*, 31 March. <https://www.latimes.com/california/story/2022-03-31/jury-awards-102-million-to-two-students-molested-by-san-jose-teacher-who-district-ignored-prior-bad-acts>
- Wolfson, K. P., & Erbaugh, S. E. (1984). Adolescent responses to the MacAndrew Alcoholism Scale. *Journal of Consulting and Clinical Psychology*, 52, 625-630. <http://psycnet.apa.org/doi/10.1037/0022-006X.52.4.625>
- Zagar, A. K., Zagar, R. J., Bartikowski, B., & Busch, K. G. (2009). Cost comparisons of raising a child from birth to 17 years among samples of abused, delinquent, violent, and homicidal using victimization and justice system estimates. *Psychological Reports*, 104, 309-338. <https://doi.org/10.2466%2FPR0.104.1.309-338>
- Zagar, R. J., & Grove, W. M. (2010). Violence risk appraisal of male and female youth, adults, and individuals. *Psychological Reports*, 107(3), 983-1009. <http://dx.doi.org/10.2466/02.03.16.PR0.107.6.983-1009>
- Zagar, R. J., & Grove, W. M. (2010). Violence risk appraisal of male and female youth, adults, and individuals. *Psychological Reports*, 107, 3, 983-1009. <http://dx.doi.org/10.2466/02.03.16.PR0.107.6.983-1009>
- Zagar, R. J., Garbarino, J., Randmark, B., Singh, I., Kovach, J., Cenon, E., Benko, M., ... Busch, K. G. (2022a). A Review of the Costs of Assault, Homicide, Mass Murder and Pedophilia with Implications for the Insurance Industry and the U.S. Roman Catholic Church: A Rationale for Using Computer Tests and Machine Learning Equations. *Review of European Studies*, 14(1), 1-16. <https://doi.org/10.5539/res.v14n1p38>

- Zagar, R. J., Garbarino, J., Randmark, B., Singh, I., Kovach, J., Cenzone, E., ... Busch, K. G. (2022c). 16-Questions to Find Domestic-Terrorists, Mass-Murderers, Spree-Shooters, with Study-1: 370-Workplace-Shooters vs.370-Controls, and Study-2: 9-Adult-Shooters with12-Homicidal and24-Controls Rated on the Ask Standard Predictor of Violence Potential-Adult and theMMPI-2: Implications Are to Use Computer-Tests and Machine-Learning-Equations to Lower Insurance Premiums and Prevent Church Bankruptcy, *Review of European Studies*, 14(2), 1-76. <https://dx.doi.org/10.5539/resv14n2p76>
- Zagar, R. J., Kovach, J., Basile, B., Grove, W. M., Hughes, J. R., Busch, K. G., ... & Zagar, A. K. (2013). Finding workers, offenders or students most at-risk for violence: actuarial tests save lives and resources. *Psychological Reports*, 113, 685-716. <http://dx.doi.org/10.2466/16.03.PR0.113x29z3>
- Zagar, R. J., Kovach, J., Ferrari, T., Grove, W. M., Busch, K. G., Hughes, J. R., & Zagar, A. K. (2013). Applying best treatments by using a regression equation to target violent prone at-risk youth: A review. *Comprehensive Psychology*, 2(6). <http://dx.doi.org/10.2466/03.16.49.CP.2.6>
- Zagar, R. J., Zagar, A. K., Busch, K. G., Garbarino, J., Ferrari, T., Hughes, J. R., ... & Basile, B., (2016). Finding high risk persons with internet-based tests to manage risk: A literature review with policy implications to avoid tragedies, save lives and money. *Review of European Studies*, 8(1), 1-31. <https://dx.doi.org/10.5539/res.v8n1p>

Appendix A. Workers to test B. Workers to Give New Liability Contracts Continuing Ed

Sectors	Number	ROI	Reference
Total World Vulnerable	1874208232		
Total US Vulnerable	234,276,029		
Law enforcement ^{10,26}	1,200,000	20-110	Fyfe & Kane,2005; Wikipedia,2023
Veterans ¹⁶	19,349,382	10-100	(U.S. Department of Veterans Affairs, 2021; Wikipedia 2023)
Prisoners (inmates, parole, probation) ^{11,12}	6,700,000	3-20	Teplin, 1994; U.S. Bureau Justice Statistics, 2013; U.S. Department Veterans Affairs, 2021
Nonprofit religious clergy ^{8,9}	4,000,000	250-323	Virginia, 1998; Knox <i>et al.</i> 2000; Teplin, 1994; U.S. Bureau of Justice Statistics, 2013
High-risk health workers ^{19, 20, 21, 22, 23,24}	191,387	20-110	Statista, 2018; KFF, 2018; Speech Therapists, 2018; Physical Therapists, 2018; Occupational Therapists, 2018; APA, 2018
Emergency room visits ¹⁷	136,300,000	10+	Weiss, <i>et al.</i> , 2014
Psychiatric hospitalized ¹⁷	31,500	10+	Weiss, <i>et al.</i> , 2014
Special education pupils ²⁷	7,200,000	10+	National Center Education Statistics, 2022
College students who accessed mental health service ⁵³	100,736	10+	Center for Collegiate Mental Health, 2021; National Center for Education Statistics, 2022.
Total military ^{1, 3,4,5,6,7}	3,600,000	90-110	Otto and Webber, 2013; U.S. Department of Defense, 2007, 2008, 2009, 2009b; U.S. Department of Sexual Assault Prevention and Response, 2007
Military recruits ^{3,4,5,6,7}	200,000	90-110	U.S. Department of Defense, 2007, 2008, 2009, 2009b; U.S. Department of Sexual Assault Prevention and Response, 2007

Air Force pilots ¹	6,025	9-58	Otto and Webber, 2013; U.S. Department of Defense (2007, 2008, 2009, 2009b; U.S. Department of Sexual Assault Prevention and Response, 2007
National guard recruits ^{3,4,5,7}	196,000	90-110	U.S. Department of Defense, 2007, 2008, 2009, 2009b; Otto & Webber, 2013
High school students who accessed mental health ⁵⁴	4,200,000	10+	Office of Population Affairs, 2017
High school athletes ²⁸	8,000,000	10+	National College Student Association, 2023
Elite college ²⁹ and high school athletes ²⁸	570,000	10+	Aussie Athlete Agency, 2023
Professional athletes ³⁰	12,320	10+	U.S. Bureau Labor Statistics, 2022
Public school teachers ³¹	3,100,000	10+	Education Week, 2023
Private School teachers ³²	532,922	10+	National Centre for Education Statistics, 2016
Adoptee parents ³³	115,353	10+	Koh, Hanlon, Daughtery and Lindner, 2019
Custody & foster parents ³⁴	213,964	10+	Annie E. Casey Foundation, 2022
Airline + private pilots ¹	615,000	9-58	Otto and Webber, 2013
Bus, Rail, Volatile truck drivers+port workers ^{13, 14,}	4,500,000	10-100	Terry, 2011; Zaloshnaja <i>et al.</i> , 2000
Coal workers ^{35,}	59,456	20-90	Interoperability in Business Information Systems World, 2022
Nuclear power workers ²	400,000	20-90	U.S. Nuclear Regulatory Commission, 2013
Oil drilling & gas extraction workers ³⁶	48,610	20-90	Interoperability in Business Information Systems World, 2023
Petroleum refinery workers ³⁷	95,533	20-90	Interoperability in Business Information Systems World, 2022
Natural gas workers ³⁸	118,549	20-90	Interoperability in Business Information Systems World, 2023
Gasoline workers ³⁹	161,382	20-90	Interoperability in Business Information Systems World, 2022
Electricity-utility workers ⁴⁰	987,605	20-90	Interoperability in Business Information Systems World, 2022
Communication equipment, switchboard and telephone operators ⁴¹	77,880	20-90	First Hand, 2023
Internet workers ⁴²	280,089	20-90	Interoperability in Business Information Systems World, 2022
Solar power workers ⁴³	255,037	20-90	Lewis, 2022
Voltaic workers ⁴⁴	16,420	20-90	U.S. Bureau of Labor Statistics, 2021
Mail + delivery workers ⁴⁵	643,167	10+	Wikipedia, 2023

Private couriers, local and mail delivery workers ^{45, 46}	1,199,750	10+	Interoperability in Business Information Systems World, 2022
Retail workers; Target Home Depot Menards Walmart ⁴⁷	4,125,700	10+	U.S. Bureau of Labor Statistics, 2021
Workers using Employee Assistance Plans ⁴⁸	741,000	10+	Attridge, 2022
Disabled workers ⁴⁹	5,404,000	10+	Kessler Foundation, University of New Hampshire, 2022
Personal injury claimants ¹³	2,000,000	10+	Terry, 2011
Workers' compensation claimants ¹⁵	60,000	10+	Willingham <i>et al.</i> , 2000
Aging with mental health issues ⁵⁰	8,533,132	10+	Centers for Disease Control and Prevention, 2022
Physically abused victims ⁵¹	10,000,000	250-323	National coalition against domestic violence, 2020
Sexually abused victims ¹⁸	9,832	250-323	Federal Bureau of Investigation, 2018
Overdosing persons ¹⁸	66,839	10+	Federal Bureau of Investigation, 2018
Suicide attempters ¹⁸	30,634	10+	Federal Bureau of Investigation, 2018
Homicide victims families ¹⁸	21,130	10+	Federal Bureau of Investigation, 2018
Mass murder victims' families ²⁵	1,833	10+	Bushard, 2022
Serial murder victims families ⁵²	+1,862	250-323	Indiana University Newsroom, 2013

Notes: (1) Markets and Returns on investment (ROIs) based on seven Illinois Institute Technology, Business School and Industrial Psychology Department, Loyola University Chicago Business School class student groups and Northwestern University Kellogg Business School, McCormick Engineering School, Farley Entrepreneurship graduate student groups supervised by Professors Michael Marasco, MBA, Robert Shaw, MBA, Alan Mead, PhD. (2) There are 370,000,000 English speakers in the EU out of 450 M which is close to the 335M US residents. Consequently, the EU market is equal to the US for the test. (3) Where English is the universal language, including the British Commonwealth's 54 voluntary countries, there is a population of 2,357,512,000, which is 7 times that of the US. As a result, the total world market is 8 times the size of the US population, or approximately 800%.

References for Appendix A documented test markets.

- Otto, J. L., & Webber, B. J. (2013). Mental health diagnosis and counseling among pilots of remotely piloted aircraft in U.S. Air Force. *Medical Surveillance Monthly Report*, 20, 3 - 8.
- U.S. Nuclear Regulatory Commission. (2013). *Summary of fitness for duty program performance for calendar year 2012*. <http://pbaqdupws.nrc.gov/docs/mL1322/ mL13225A131.pdf>.
- U.S. Department of Defense (2007). *Accession medical standards analysis research activity (AMSRA)*, 93 - 108. Washington, DC: U.S. Government Printing Office.
- U.S. Department of Defense (2008). *Accession medical standards analysis research activity (AMSRA)*, 93 - 108. Washington, DC: U.S. Government Printing Office.
- U.S. Department of Defense. (2009). *Accession medical standards analysis research activity (AMSRA)*, 93 - 108. Washington, DC: U.S. Government Printing Office.
- U.S. Department of Sexual Assault Prevention and Response. (2007) *Sexual assault report*. Washington, DC: U.S. Government Printing Office.
- U.S. Department of Defense. (2009b). *Department of Defense personnel statistics*. Web 12 August 2009. <http://siadapp.dmdc.osd.mil/>.

8. Virginia, S. G. (1998). Burnout and depression among Roman Catholic secular, religious, and monastic clergy. *Pastoral Psychology*, 47, 49 - 67. <https://doi.org/10.1023/A:1022944830045>
9. Knox, S., Virginia, S. G., & Lombardo, J. P. (2002). Depression and anxiety in Roman Catholic clergy. *College of Education Faculty Research and Publications*. 9. <http://epublications.marquette.edu/cgi/viewcontent.cgi?article=1010@context=educfac>.
10. Fyfe, J. J., & Kane, R. (2005). *Bad cops: a study in career ending misconduct among New York City police officers*. Washington, DC: National Institute of Justice.
11. Teplin, L. A. (1994). Psychiatric and substance disorders among male urban jail detainees. *American Journal of Public Health*, 84, 290 - 293. <https://doi.org/10.2105/ajph.84.2.290>
12. Carson, E. A., U.S. Bureau of Justice Statistics (2021). *Prisoners in 2020- Statistical Tables*. <http://bjs.ojp.usdoj.gov>.
13. Terry, S. A. (2011). Personal injury lawsuits in the U.S.: a brief look. *The Legal Finance Journal*. Web 12 July 2012. <http://legalfinancejournal.com/personal-injury-lawsuits-in-the-u-s-a-brief-look/>.
14. Zaloshnaja, E., Miller, T.R., & Spicer, R.S. (2000). *Costs of large truck and bus involved crashes*. U.S. Department of Transportation, Federal Motor Carrier Safety Administration. Washington, D.C., November.
15. Willingham, K., Gallogly, D., & Morrell, K. (2012). *Workers' compensation medical system costs and trends*. *Management Labor Advisory Committee*. Web, 16 July. <http://cbs.staHYPERLINK'http://cbs.stat.or.us/'t.or.us>.
16. U.S. Department of Veterans Affairs (2021). *Access and manage your VA benefits and health care*. <https://www.va.gov/>
17. Weiss, A. J., Barrett, M. L., & Steiner, C. A. (2014). Trends and projections in inpatient hospital costs and utilization, 2003-2013. *Health Care Cost and Utilization Project Statistical Brief*, 175, 1-7. <https://www.hcup-us.ahrq.gov/reports/statbriefs/sb175-Hospital-Cost-Utilization-Projections-2013.jsp>
18. Federal Bureau of Investigation (2018). *Criminal Justice Information Service*. Retrieved from <https://www.fbi.gov/services/cjis>
19. Statista (2018). *All the facts you need in one place*. Retrieved from: <https://www.statista.com/>
20. KFF [Henry Kaiser Family Foundation] (2018). *Employer health benefits survey*. Retrieved from: <https://www.kff.org/health-costs/report/2018-employer-health-benefits-survey/>
21. Speech Therapists. (2018). Speech therapists in the U.S. *Occupational Outlook Handbook* U.S. Bureau of Labor Statistics, Washington, D.C.: U.S. Printing Office. Retrieved from: <https://www.bls.gov/ooh/healthcare/speech-therapists.htm>
22. Physical Therapists (2018). Physical therapists in the U.S. *Occupational Outlook Handbook* U.S. Bureau of Labor Statistics, Washington, D.C.: U.S. Printing Office. Retrieved from: <https://www.bls.gov/ooh/healthcare/physical-therapists.htm>
23. Occupational Therapists (2018). Occupational therapists in the U.S. *Occupational Outlook Handbook* U.S. Bureau of Labor Statistics, Washington, D.C.: U.S. Printing Office. Retrieved from: <https://www.bls.gov/ooh/healthcare/occupational-therapists.htm>
24. American Psychological Association [APA] (2018). *How many psychologists are registered in the US?* Retrieved from: <https://www.apa.org/monitor/2014/06/datapoint.aspx>
25. Bushard, B. (2022). 611 Mass Shootings Recorded So Far In 2022—Second-Worst Year for Gun Violence in Almost a Decade. *Forbes*, : 611 Mass Shootings Recorded So Far In 2022—Second-Worst Year For Gun Violence In Almost A Decade (forbes.com)
26. Wikipedia. (2023). *Law enforcement in the United States*. https://en.wikipedia.org/wiki/Law_enforcement_in_the_United_States
27. National Centre for Education Statistics (2023). *Students with disabilities*. <https://nces.ed.gov/programs/coe/indicator/cgg/students-with-disabilities>
28. NCSA [National College Student Association] (2023). *High school sports*. <https://www.ncsasports.org/articles-1/high-school-sports>
29. Aussie Athlete Agency (2023). *Student-athlete facts and statistics*. <https://www.athletesagency.com.au/us-college-facts-statistics>

- *Employment Statistics 2005–2028.* :
<https://www.ibisworld.com/industry-statistics/employment/couriers-local-delivery-services-united-states/#:~:text=There%20are%201%2C199%2C750%20people%20employed,the%20US%20as%20of%202023.>
47. U.S. Bureau of Labor Statistics (2022). *Retail sales workers.* :
<https://www.bls.gov/ooh/sales/retail-sales-workers.htm>
48. Attridge, M. (2022). *Update on Employee Assistance Plan Market & Research.* :
<https://archive.hshsl.umaryland.edu/bitstream/handle/10713/18981/ATTRIDGE%20-%20EAP%20Collaborative%20member%20webinar%20-%202022APR29.pdf?sequence=1>
49. Kessler Foundation and University of New Hampshire (2022). *National Trends in Disability Employment (nTIDE) December 2022 Jobs Report: Hot job market continues for people with disabilities despite efforts to cool the economy.* <https://kesslerfoundation.org/>
50. Centers for Disease Control and Prevention (2022). *Mental Health and Aging in America.* <https://www.cdc.gov/aging/publications/mental-health.html>
51. National coalition against domestic violence (2020). *Domestic violence.* :
https://assets.speakcdn.com/assets/2497/domestic_violence-2020080709350855.pdf?1596828650457
52. Indiana University Newsroom (2013). *Serial killers may kill more victims than we think.* <https://newsinfo.iu.edu/web/page/normal/7225.html>
53. Center for Collegiate Mental Health (2016). 2015 Annual Report (Publication No. STA 15-108). https://ccmh.psu.edu/assets/docs/2015_CCMH_Report_1-18-2015-yq3vik.pdf
54. Office of Population Affairs (2017). *Mental Health for Adolescents.* <https://opa.hhs.gov/adolescent-health/mental-health-adolescents.>

Appendix B: Professionals Needing Continuing Education to Raise Business Profits by Lowering Violence.

Total world trainable professionals	24,851,432		
Total U.S. trainable professionals	3,106,429		
<i>Groups</i>	<i>Number</i>	<i>ROI</i>	<i>Reference</i>
<i>Mental Health/ Hospitals:</i>			
Clinical psychologists ⁵	48,845	10+	Frederic, 2022
Hospital psychiatrists ⁶	45,000	10+	Liu,2022
Emergency room physicians ⁷	36,180	10+	Frederic, 2022
Industrial psychologists ²	9,000	10+	LinkedIn, 2023
Hospital CEOs, CFOs, HRs, & MDs ³	24,372	10+	Poretta, 2022
Psychiatric hospital CEOs, CFOs, HRs, MDs, ³⁰	60,652	10+	Interoperability in Business Information Systems World, 2023
Veterans' hospital CEOs, CFOs, HRs, MDs,7,760 psychiatric ward directors ³¹		10+	Veteran Health Administration, 2023
American Legion directors ³³	10,000	10+	American Legion, 2023; Veteran Health Administration, 2023
Veterans of Foreign Wars directors ³⁴	6,000	10+	Veterans of Foreign Wars, 2023; American Legion, 2023
Disabled Veterans directors ³⁷	26	10+	Disabled American Veterans,2023
Paralyzed Veterans director ³⁸	10,426	10+	Paralyzed Veterans America,2023
AMVETS director ³⁹	2,000	10+	AMVETS, 2023

Vietnam Veterans director ⁴⁰	1,400	10+	Veterans Organizations, 2023
100 other veterans' groups directors ⁴⁰	100	10+	Veterans Organizations, 2023
Medical school deans/presidents, Admission directors ⁴¹	344	10+	The Medic Portal, 2023
Local health department directors ⁴²	3,489	10+	Wikipedia, 2023
<i>Schools:</i>			
School psychologists ⁸	42,000	10+	U.S. Bureau Labor Statistics, 2022
School social workers ⁹	700,000	10+	U.S. Bureau Labor Statistics, 2021
State education board directors ¹⁰	50	10+	National Board of State Education Boards, 2022
School district superintendents ¹¹	7,194	10+	Zippia, 2022
School special education directors ¹²	6,980	10+	Zippia, 2023
School principals ⁴³	130,026	10+	Vlasova, 2022
Teacher union presidents ^{44a&b}	52	10+	Flynn. 2022; Winkler <i>et al.</i> , 2012
<i>Colleges</i>			
University presidents, admissions directors, health clinic director ⁴⁵	18,000	10+	Bryant, 2021
<i>Courts</i>			
Federal judges ¹³ 94 in 12 districts	870	10-323	Wikipedia, 2022
Circuit court judges ¹⁴	16,463	10-323	National Association of Women Judges, 2023
State appellate court judges ¹⁴	1,315	10-323	National Association of Women Judges, 2023
State supreme court judges ¹⁵	341	10-323	Wikipedia, 2023
Federal appellate court judges ¹⁶	179	10-323	Wikipedia, 2023
Federal supreme court judges ¹⁶	9	10-323	Wikipedia, 2023
Juvenile court judges ¹⁷	6,759	10-323	Wikipedia, 2022
Trial lawyers ¹⁸	6,784	10+	Zippia, 2022
Trial lawyers' association directors ¹⁹	50	10+	Wikipedia, 2022
State local bar association presidents ²⁰	92	10+	Online Master of Legal Studies Programs, 2020
National trial lawyer associations ²¹	192	10+	National Trial Lawyer Association, 2023
National bar associations ²²	11	10+	American Bar Association, 2023
<i>Human resource managers</i> ²³	166530	10+	US Bureau of Labor Statistics, 2021
<i>Jail and Prison</i> ^s			
Federal jail/prison wardens, correctional officers and personnel ²⁴	392600	10+	US Bureau Labor Statistics. 2021
State Parole/probation review board members ⁴⁹	2,525	10+	Wikipedia, 2023
Probation & parole review board members ⁵⁰	39,236	10+	Zippia, 2023
<i>Police</i>			
County sheriffs ²⁵	3,081	10+	NationalSheriffsAssociation,2015

State attorney generals ⁵¹	503081	10+	Wikipedia, 2023
State police CFO, HR directors ⁵²	10,050	10+	Wikipedia, 2023
State governors ⁵³	50	10+	Wikipedia, 2023
County presidents ²⁶	3,143	10+	Wikipedia, 2022
State attorney generals ²⁷	50	10+	Wikipedia, 2022
City police department CEO or superintendents, CFO, HR, MD ⁵⁴	76,000	10+	Greenberg, 2016
Police union directors ⁵⁵	1,000	10+	National Association of Police Organizations, 2023
Police academy directors and admission directors and MD directors ⁵⁶	664	10+	Reaves, 2016
<i>Military</i>			
Defense secretary ⁵⁷	1	10+	Wikipedia, 2023
Joint chief of staff ⁵⁸	1	10+	Wikipedia, 2023
4-star generals ⁵⁹	620	10+	Wikipedia, 2023
Military base directors or CEOs, CFOs, HRs, MDs ⁶⁰	2,000	10+	Mathieson, 2021
National guard Army CEOs, CFOs, HRs, MDs ⁶¹	200	10+	Wikipedia, 2023
National guard Air Force CEOs, CFOs, HRs, MDs ⁶²	200	10+	Wikipedia, 2023
<i>Church, Mosque, Synagogue, Temple</i>			
Nonprofit religious risk managers of nonprofit entities ²⁸	185,064	250-323	Interoperability in Business Information Systems World, 2022
Bishops and cardinals ²⁹	441	250-323	Schlumpf, 2019
<i>Insurance</i>			
Nonprofit risk managers, CFOs, CEOs, HRs, MDs ⁶³	800	10-323	Herman <i>et al.</i> , 2004
Top 10 insurance broker CEO, CFO, HR, MD ⁶⁴	400	10-323	Alliant, 2022
Insurance worker union director ⁶⁵	1	10-323	Wikipedia, 2023
Top 30 insurance CEO, CFO, HR, MD ⁶⁶	120	10-323	Haqqi, 2021
State workers compensation hearing officer directors (Illinois calls this insurance commissioner) ⁶⁷	50	10-323	U.S. Department of Labor, 2023
<i>Retail</i>			
Top 30 store CEO, CFO, HR, MD, security Walmart Target Home Depot Menards ⁶⁸	500	10	National Retail Federation, 2022
Retail store union directors ⁶⁹	1	10	United Grocery and Commercial Worker Union, 2023
<i>Transport</i>			
Airline CEO, CFO, HR, MD ⁷⁰	72	10+	Wikipedia, 2023

Top airline pilot flight attendant, air traffic controllers and air transport workers union ⁷¹	4	10+	Jobmonkey, 2023
Top 10 MAIL: + delivery US Post Office, FedEx, DHL, UPS CEO CFO, HR, MD security ⁷²	50	10+	Clickpost, 2023
Top mail + delivery unions ⁷³	8	10+	FreightWaves, 2006
<i>Energy</i>			
Coal CEO, CFO, HR, MD ⁷⁴	40	10+	Zippia, 2023
Top coal union director ⁷⁵ Coal CEO, CFO, HR, MD ⁷⁴	40	10+	Wikipedia, 2023
30 top electricity, utilities CEO CFO, HR, MD (50 states and different number in each) ⁷⁶	120	10+	Savenije, 2003
10 top natural gas distributor CEO, CFO, HR, MD (50 states different in each) ⁷⁷	40	10+	Bradley, 2018
Top natural gas union director ⁷⁸	1	10+	Carpenter, 2022
10 top natural gas producer CEO CFO HR, MD different ones ⁷⁹	40	10+	Oil and Gas Workers Association, 2023
10 top nuclear power CEO, CFO, HR, MD ⁸⁰	40	10+	US Energy Information Agency, 2023
Nuclear power plant union director ⁸¹	1	10+	LIUNA, 2023
10 top oil CEO, CFO, HR, MD ⁷⁹	40	10+	Oil and Gas Workers Association, 2023
Top oil union director ⁷⁹	1	10+	Oil and Gas Workers Association, 2023
10 top petroleum CEO CFOHR MD ⁸²	40	10+	Sönichsen, N. (2022
Top petroleum union director ⁷⁹	1	10+	Oil and Gas Workers Association, 2023
Top refinery union directors ⁸⁴	10	10+	United Steel Workers, 2023
10 top solar CEO, CFO, HR, MD ⁸⁵	40	10+	Kizer, 2022
Top solar union director ⁸⁶	1	10+	LIUNA, 2023
Top Voltaic union director ⁸⁷	1	10+	Wikipedia, 2023
10 top voltaic CEO, CFO, HR, MD ⁸⁷	40	10+	Wikipedia, 2023
<i>Transportation</i>			
10 top port CEO, CFO, HR, MD ⁸⁸ .	40	10+	Logistics Management, 2020
Top port union directors ⁸⁸	30	10+	Logistics Management, 2020
10 top bus company CEO, CFO, HR, MD ⁸⁹	40	10+	Bus Bud, 2023
Top bus driver union director ⁹⁰	1	10+	Transport Union Workers, 2023
10 top train company CEO, CFO, HR, MD ⁹¹	20	10+	Nattysmasher, 2019
Top train worker union director ⁹²	1	10+	Wikipedia, 2023
10 top volatile trucking co CEO, CFO, HR, MD ⁹³	40	10+	Inbound Logistics, 2022
Top volatile truck union director ^{94a&b}	2	10+	Teamsters, 2023
<i>Firefighters</i>			
Fire Department. academy, admission and health directors ⁹⁶	1,000	10+	Wikipedia, 2023

Fire Department CEO, CFO, HR, MD ⁹⁵	157,808	10+	National Fire Protection Association, 2023
<i>Athletics</i>			
Professional athletic organizations (baseball) CEO, CFO, HR, MD ¹⁰⁴	128	10+	Wikipedia, 2023
Basketball CEO, CFO, HR, MD ⁹⁷	120	10+	Wikipedia, 2023
Hockey CEO, CFO, HR, MD ⁹⁷	128	10+	Wikipedia, 2023
Football CEO, CFO, HR, MD ⁹⁷	128	10+	Wikipedia, 2023
Soccer CEO, CFO, HR, MD ⁹⁷	116	10+	Wikipedia, 2023
NCAA (College athletic: basketball, hockey, tennis, golf, volleyball, football, soccer, track organization) CEO, CFO, HR, MD ⁹⁸	19,000	10+	Athlete Agency, 2023
NAI ⁹⁹	250	10+	National College Sports Association, 2002
NJCAA ¹⁰⁰	500	10+	National Junior College Athletic Association, 2023
High Schools Athletic Association ¹⁰¹	51	10+	National Federation of State High School Associations, 2023
High School Athletic Coaches ¹⁰¹	18,500	10+	National Federation of High School Associations, 2023
National college athletic group director ⁴⁶	18,500	10+	National Association of Collegiate Directors of Athletics, 2023
<i>Scouting, Camps, Adoption</i>			
Summer camp CEOs, CFOs, MDs ⁴	45,000	10+	Sullivan, 2021
State Boy Scouts CEOs CFOs MDs ⁴⁷	150,000	10+	Boy Scouts of America, 2023
State Girl Scout CEOs CFOs MDs ⁴⁸	100,000	10+	Girl Scouts of America, 2023
Top 50 adoption agency directors ¹⁰²	3,000	10+	Nolo, 2023
Top 100 foster home agency directors ¹⁰³	26	10+	Knowledge Center, 2023
TV “ <i>Criminal minds</i> ” CBS ¹	5,730,000	10+	Spangler, 2022
Movie “ <i>Silence of lamb</i> ” ³⁵	1,427,9992	10+	Internet Movie Database, 2023
Cartoon “ <i>Simpson’s takeoff</i> ” Fox ³⁶	12,800,000	10+	ABC Medianet, 2009

References for Appendix B documenting continuing education markets:

1. Paralyzed1. Spangler, T. (2022). *Surprise! ‘Criminal Minds’ was 2021’s Most-Streamed TV Show in the U.S. per Nielsen*. *Variety*, January 21. <https://variety.com/2022/digital/news/most-streamed-tv-shows-movies-2021-criminal-minds-1235159626/>
2. LinkedIn (2023). *Society for Industrial and Organizational Psychology (SIOP) Science for a Smarter Workplace*. <https://www.linkedin.com/company/society-for-industrial-and-organizational-psychology-siop-/>
3. Poretta, A. (2022). *How Many Hospitals Are There in the U.S.? (2022)*. <https://www.ehealthinsurance.com/resources/individual-and-family/how-many-hospitals-are-there-in-the-u-s#:~:text=W hen%20taking%20a%20look%20at,of%20federal%20government%20hospitals%3A%20207>
4. Sullivan, P. (2021). *Summer camps see rebound*. *New York Times*, 26 March,

<https://www.nytimes.com/2021/03/26/your-money/summer-camps-covid.html>

5. Michas, F. (2022). *Number of clinical employed psychologists by U.S. state in 2021*. <https://www.statista.com/statistics/723748/number-of-employed-psychologists-by-us-state/>

6. Liu, H. (2022). <https://www.psychiatry.org/patients-families/what-is-psychiatry>

7. Michas, F. (2022). *Number of active physicians in the U.S. in 2022, by specialty area*. <https://www.statista.com/statistics/209424/us-number-of-active-physicians-by-specialty-area/>

8. U.S. Bureau of Labor Statistics (2022). *19-3034 School Psychologists*. <https://www.bls.gov/oes/current/oes193034.htm>

9. *21-1021 Child, Family, and School Social Workers*. <https://www.bls.gov/oes/current/oes211021.htm>

10. National Board of State Boards of Education (2022). *About state boards of education*, <https://www.nasbe.org/about-state-boards-of-education/>

11. Zippia (2022). *SCHOOL SUPERINTENDENT DEMOGRAPHICS AND STATISTICS IN THE US*. <https://www.zippia.com/school-superintendent-jobs/demographics/>

12. Zippia (2023). *Director of special education demographics and statistics*. <https://www.zippia.com/director-of-special-education-jobs/demographics/>

13. Wikipedia (2022). *Number of US federal judges*. https://en.wikipedia.org/wiki/United_States_federal_judge

14. National Association of Women Judges (2023). *2023 US State Court Women Judges*. <https://www.nawj.org/www.nawj.org/statistics/2023-us-state-court-women-judges>

15. Wikipedia (2023). *State supreme court.*: https://en.wikipedia.org/wiki/State_supreme_court

16. Wikipedia (2023). *United States courts of appeals*. https://en.wikipedia.org/wiki/United_States_courts_of_appeals#:~:text=There%20are%20currently%20179%20judges%20in%20the%20United%20States%20Senate

17. Wikipedia (2022). *American juvenile justice system*. https://en.wikipedia.org/wiki/American_juvenile_justice_system#:~:text=To%20date%2C%20there%20are%20no,court%20in%20the%20United%20States.

18. Zippia (2022). *TRIAL LAWYER DEMOGRAPHICS AND STATISTICS IN THE US*. <https://www.zippia.com/trial-lawyer-jobs/demographics/>

19. Wikipedia (2022). *List of American Trial Lawyer Associations*. https://en.wikipedia.org/wiki/List_of_American_Trial_Lawyer_Associations

20. Online Master of Legal Studies Programs (2020). *92 Bar Associations and Legal Organizations for Attorneys and Law Students*.

<https://onlinemasteroflegalstudies.com/resources/what-is-bar-association/#:~:text=92%20Bar%20Associations%20and%20Legal%20Organizations%20for%20Attorneys%20and%20Law%20Students,-January%201%2C%202020&text=E2%80%9C%20Passing%20the%20bar%E2%80%9D%20is%20a,exam%20to%20practice%20as%20attorneys>.

21. The National Trial Lawyers Top 100 Lawyers. <https://thenationaltriallawyers.org/#:~:text=The%20National%20Trial%20Lawyers%20is,or%20criminal%20defense%20trial%20lawyers>.

22. American Bar Association (2023). *Looking Ahead 2023*. <https://www.americanbar.org/>

23. US Bureau of Labor Statistics (2021). *11-3121 Human Resources Managers*. <https://www.bls.gov/oes/current/oes113121.htm>

24. US Bureau of Labor Statistics (2021). *33-3012 Correctional Officers and Jailers*. <https://www.bls.gov/oes/current/oes333012.htm>

25. National Sheriffs' Association (2015). *2015 Sheriffs' Directory Order Form*. <https://www.sheriffs.org/about-nsa/faq>

26. Wikipedia (2022). *United States County*. [https://en.wikipedia.org/wiki/County_\(United_States\)](https://en.wikipedia.org/wiki/County_(United_States))

27. Wikipedia (2022). *States attorney general*. https://en.wikipedia.org/wiki/State_attorney_general#:~:text=43%20states%20have%20an%20elected,popularly%20elect%20an%20attorney%20general.

28. Interoperability in Business Information Systems World (2022). *Religious Organizations Industry in the US - Market Research Report*. <https://www.ibisworld.com/united-states/market-research-reports/religious-organizations-industry/>
29. Schlumpf, H. (2019). *Bishops of the United States: the basics*. [https://www.ncronline.org/news/bishops-united-states-basics#:~:text=More%20than%20a%20third%20\(168,bishops%20and%2076%20auxiliary%20bishops.](https://www.ncronline.org/news/bishops-united-states-basics#:~:text=More%20than%20a%20third%20(168,bishops%20and%2076%20auxiliary%20bishops.)
30. Interoperability in Business Information Systems World (2023). *Mental Health & Substance Abuse Clinics in the US - Number of Businesses 2005–2029*. <https://www.ibisworld.com/industry-s>
31. Veteran Health Administration (2023). *About the VHA*. <https://www.va.gov/health/aboutvha.as>
32. Wikipedia (2023). *List of Veterans Affairs medical facilities*. https://en.wikipedia.org/wiki/List_of_Veterans_Affairs_medical_facilities
33. American Legion (2023). *Fast facts*. <https://www.legion.org/presscenter/fa>
34. Veterans of Foreign Wars (2023). *VFW at a glance*. <https://vfworg-cdn.azureedge.net/-/m>
35. Internet Movie Database (2023). *Users gave a weighted average vote of 86%*. <https://www.imdb.com/title/tt0102926/>
36. ABC Medianet (2009). *Season program ratings*. 19 May. https://lostpedia.fandom.com/wiki/ABC_Medianet
37. Disabled American Veterans (2023). *Transition services*. <https://www.dav.org/get-help-now/transit>
38. Veterans of America (2023). *Frequently asked questions*. <https://pva.org/about-us/frequently-asked-questions>
39. AMVETS (2023). *Find a post*. <https://www.amvets.org/find-a-post>
40. Veterans Organizations (2023). *Traditional veteran's organizations*. <https://www.va.gov/ve/docs/traditionalVeteranOrganizations.p>
41. The Medic Portal (2023). *Studying medicine in the USA*. <https://www.themedicportal.com/application-guide/s>
42. Wikipedia (2023). *Health departments in the USA*. https://en.wikipedia.org/wiki/Health_departments_in_the_United_States
43. Vlasova, H. (2022). *How Many Schools Are in the U.S (Statistics & Facts) – 2022*. <https://admissionsly.com/how-many-schools-are-there/>
- 44a. Flynn (2022). *THE 15 LARGEST TEACHERS' UNIONS IN THE UNITED STATES*. <https://www.zippia.com/advice/largest-teachers-unions/>
- 44b. Winkler, A. M., Scull, J., & Zeehandelaar, D. (2012). *How Strong are U.S. teacher unions? A state-by-state comparison*.
45. Bryant, J. (2021). *How many colleges are there in the U.S.?* <https://www.bestcolleges.com/blog/how-many-colleges-in-us/>
46. National Association of Collegiate Directors of Athletics (2023). *NACDA staff news*. <https://nacda.com/>
47. Boy Scouts of America (2023). *Boy Scout Trail*. <https://www.boyscouttrail.com/boy-scouts/boy-scout-organization.asp#:~:text=There%20are%20around%20150%2C000%20Boy,Scouts%20of%20America%20and%20trained.>
48. Girl Scouts of America (2023). *Fun Facts and Figures*. https://en.wikipedia.org/wiki/Girl_Scouts_of_the_USA
49. Wikipedia (2023). *Parole board*. https://en.wikipedia.org/wiki/Parole_board
50. Zippia (2023). *Probation and parole officer demographics and statistics in the US*. <https://www.zippia.com/probation-and-parole-officer-jobs/demographics/>
51. Wikipedia (2023). *State attorney generals*. https://en.wikipedia.org/wiki/State_attorney_general#:~:text=43%20states%20have%20an%20elected%20attorney%20general.
52. Wikipedia (2023). *Law enforcement in the United States*. https://en.wikipedia.org/wiki/Law_enforcement_in_the_United_States
53. Wikipedia (2023). *List of current United States governors*. https://en.wikipedia.org/wiki/List_of_current_United_States_governors

54. Greenberg, J. (2016). *How many police departments are in the United States?* <https://www.politifact.com/factchecks/2016/jul/10/charles-ramsey/how-many-police-departments-are-us/>
55. National Association of Police Organization (2023). *Representing America's Finest*. <https://www.napo.org/>
56. Reaves, B. (2016). *State and Local Law Enforcement Training Academies, 2013*. <https://bjs.ojp.gov/content/pub/pdf/slleta13.pdf>
57. Wikipedia (2023). US Secretary of Defense. https://en.wikipedia.org/wiki/United_States_Secretary_of_Defense
58. Wikipedia (2023). *Joint Chiefs of Staff*. https://en.wikipedia.org/wiki/Joint_Chiefs_of_Staff
59. Wikipedia (2023). *List of active-duty United States four-star officers*. https://en.wikipedia.org/wiki/List_of_active-duty_United_States_four-star_officers#:~:text=The%20U.S.%20Code%20explicitly%20limits,21%20for%20the%20Space%20Force
60. Mathieson, M. (2021). *How Many Military Bases Are in the US?* <https://www.omnimilitaryloans.com/military-life/how-many-military-bases-are-in-the-us/#:~:text=How%20many%20military%20bases%20are%20in%20the%20United%20States%3F,of%20which%20is%20Francis%20E>
61. Wikipedia (2023). *Army National Guard*.: https://en.wikipedia.org/wiki/Army_National_Guard
62. U.S. Air Force (2023). *Air Force*. <https://www.af.mil/About-Us/Fact-Sheets/Display/Article/104546/air-national-guard/>
63. Herman, M.L., Head, G. L., Jackson, P. M. & Fogarty, T. E. (2004). *Managing Risk in Nonprofit Organizations a Comprehensive Guide*. <https://ftp.idu.ac.id/wp-content/uploads/ebook/ip/BUKU%20MANAJEMEN%20RISIKO/Managing%20Risk%20in%20Nonprofit%20Organizations.pdf>
64. Alliant (2022). *Top 100 Business Brokers in the US*. https://alliant.com/media/zn3cddi3/bi100_alliant_digital.pdf?ticks=637926947031323644&ticks=637926947031323644
65. Wikipedia (2023) *Insurance workers of America*.:
66. Haqqi, T. (2021). *25 Largest Insurance Companies in the US by Assets*. <https://www.yahoo.com/video/25-largest-insurance-companies-us-170826993.html>
67. U.S. Department of Labor (2023). *State Workers' Compensation Officials*. <https://doi.org/10.1177/070674378202700811>
68. National Retail Federation, 2022. *Top 100 Retailer 2022*. <https://nrf.com/resources/top-retailers/top-100-retailers/top-100-retailers-2022-list>
69. United Grocery and Commercial Worker Union (2023). *Retail union*. <https://www.ufcw.org/who-we-represent/retail/>
70. Wikipedia (2023). *List of largest airlines in North America*. https://en.wikipedia.org/wiki/List_of_largest_airlines_in_North_America
71. Jobmonkey (2023). *Airline Labor Unions*. https://www.jobmonkey.com/airline/labor_unions/
72. Clickpost (2023). *Best 10 eCommerce Courier Service Companies in United States of America (U.S.A.)*.: <https://www.clickpost.ai/blog/top-10-best-ecommerce-courier-services-provider-companies-in-usa-united-states-of-america#:~:text=Some%20of%20the%20best%20ecommerce,%20demand%20delivery%2C%20and%20more>
73. FreightWaves (2023). *Unions take aim at big four integrators globally*. <https://www.freightwaves.com/news/unions-take-aim-at-big-four-integrators-globally>
74. Zippia (2023). *10 largest coal companies in the US*. <https://www.zippia.com/advice/largest-coal-mining-companies/>
75. Wikipedia (2023). *United Mine Workers of America*. https://en.wikipedia.org/wiki/United_Mine_Workers_of_America
76. Savenije, D. (2013). *The top 25 utilities on this year's Fortune 500*. <https://www.utilitydive.com/news/the-top-25-utilities-on-this-years-fortune-500/128142/>
77. Bradley, M.J. (2018). *Top 40 Natural Gas Producers 2017*. <https://www.mjbradley.com/u-s-natural-gas-producers>
78. Carpenter, W. (2022). *The Top Natural Gas Companies in the World*. <https://www.investopedia.com/articles/markets/030116/worlds-top-10-natural-gas-companies-xom-ogzpy.asp>
79. Oil and Gas Workers Association (2023). *Fight for American Oil and Gas Workers*. <https://www.ogwausa.com/>

80. US Energy Information Agency (2023). *Top US Nuclear Energy and Reactor Companies*. <https://www.eia.gov/energyexplained/nuclear/us-nuclear-industry.php>
81. LIUNA (2023). *Nuclear Power*. <https://www.liuna.org/nuclear-power>
82. Sännichsen, N. (2022). *Top US oil and gas producers in the US*. <https://www.statista.com/statistics/241625/top-10-us-oil-and-gas-companies-based-on-market-value/>
83. US Energy Information Administration (2023). *Frequently asked questions*. <https://www.eia.gov/tools/faqs/faq.php?id=29&t=6>
84. United Steel Workers (2023). *Oil workers*. 1 <https://www.usw.org/union/mission/industries/oilandpetroleum>
85. Kizer, K. (2022). *10 largest solar companies in the US*. <https://www.zippia.com/advice/largest-solar-companies/>
86. Liuna (2023). *Renewable energy*. <https://www.liuna.org/renewable-energy>
87. Wikipedia (2023). *List of photovoltaic companies*. https://en.wikipedia.org/wiki/List_of_photovoltaics_companies
88. Logistics Management (2020). *Top 30 U.S. Ports 2019: Trade tensions determine where cargo goes next*. https://www.logisticsmgmt.com/article/top_30_u.s._ports_trade_tensions_determine_where_cargo_goes_next
89. Bus Bud (2023). *Who are the major bus providers in the US and how do they compare?* <https://www.busbud.com/blog/major-bus-providers-us-compare/>
90. Transport Union Workers (2023). *Transport Union Workers of America*. <https://www.twu.org/>
91. Nattysmasher (2019). *The Largest and Most Profitable Railroads in the US*. <https://soundingmaps.com/the-largest-railroads-in-us/>
92. Wikipedia (2023). *21 rail unions. List of American railway unions*. https://en.wikipedia.org/wiki/List_of_American_railway_unions
93. Inbound Logistics (2022). *2022 Top 100 Truckers*. <https://www.inboundlogistics.com/articles/2022-top-100-truckers/>
- 94a. Teamsters (2023). *Who are the Teamsters?* <https://teamster.org/about/who-are-teamsters/>
- 94b American Truckers Association (2023). *About the ATA*. <https://www.trucking.org/about-ata>
95. National Fire Protection Association (2023). *US Fire Department profile*. <https://www.nfpa.org/News-and-Research/Data-research-and-tools/Emergency-Responders/US-fire-department-profile>
96. Wikipedia (2023). *National Fire Academy*. https://en.wikipedia.org/wiki/National_Fire_Academy
97. Wikipedia (2023). *Professional sports leagues in the United States.* https://en.wikipedia.org/wiki/Professional_sports_leagues_in_the_United_States
98. Athlete Agency (2023). *Student-Athlete Facts & Statistics*. <https://www.athletesagency.com.au/us-college-facts-statistics>
99. National College Sports Association (2023). *NAIA Football Schools: Flexibility in the Recruiting Process and in the College Experience.* : <https://www.ncsasports.org/football/naia-colleges>
100. National Junior College Athletic Association (2023). *Compete NJCAA*. <https://www.njcaa.org/compete/index#:~:text=The%20organization%20is%20the%20second,member%20colleges%20in%2044%20states.>
101. National Federation of State High School Associations (2023). *About NFSHSA.*: <https://www.nfhs.org/>
102. Nolo (2023). *Adoption agencies*. <https://www.nolo.com/legal-encyclopedia/agency-adoptions-29896.html#:~:text=There%20are%20an%20estimated%203%2C000,United%20States%2C%20public%20and%20private.>
103. Knowledge Center (2023). *Foster Care to Success.* : <https://www.fc2success.org/knowledge-center/groups-and-support/>
104. Wikipedia (2023). *List of Major League Baseball principal owners*. https://en.wikipedia.org/wiki/List_of_Major_League_Baseball_principal_owners

Copyrights

Copyright for this article is retained by the author(s), with first publication rights granted to the journal.

This is an open-access article distributed under the terms and conditions of the Creative Commons Attribution license (<http://creativecommons.org/licenses/by/4.0/>).